iGrow Success Masters Academy

Empowering a Confident Young India

USER MANUAL FOR GRADUATES

Your Career Assessment, step by step.

A friendly guide to the iGrow Career Strength Assessment, from creating your free account to reading your report and planning your next move.

Free account | Coupon access | 176 questions · ~40 min | PDF report by email

For final-year students · recent graduates · freshers · early-career professionals

successmastersacademy.in

Edition: November 2026

CONTENTS

What's inside

1 Discover Your Career Direction with iGrow – Your Journey Starts Here!

2 Before You Begin – Quick Preparation Checklist

3 Step 1 – Create Your Free iGrow Account

4 Step 2 – Open the Career Assessment for Graduates

5 Step 3 – Unlock Your Career Assessment with Your iGrow Coupon

6 Step 4 – Tell Us a Little About You

7 Step 5 – Complete the Career Assessment

8 Step 6 – Access Your Career Assessment Report

9 Step 7 – Understand Your Career Assessment Results

10 Step 8 – Turn Career Clarity into Career Action

11 Troubleshooting and Frequently Asked Questions

12 Need Help? iGrow Is Here to Guide You.

13 Your Career Journey Starts Today

ℹ️ About this edition

Prepared by checking the live website on 8 November 2026. Steps marked **Actual website screen** were seen on the site. Screens that appear only during a live, coupon-unlocked attempt (coupon screen, final submission, results and report email) are shown as clearly labelled illustrations.

SECTION 1 · WELCOME TO IGROW SUCCESS MASTERS ACADEMY

Discover Your Career Direction with iGrow – Your Journey Starts Here!

Congratulations on reaching this stage of your journey! Whether you are in your final year, have just graduated, or are a few years into work and wondering "what next?", this manual walks you through the **iGrow Career Strength Assessment for College Students & Graduates**, one simple step at a time.

iGrow Success Masters Academy is a Chennai-based career guidance, personality development and life skills academy. It is led by Dinesh Kumar J, an ICCC Advanced Career Coach and Master Trainer (IATD) who spent 18 years in the IT industry before he started coaching. The academy exists to help students and graduates make career decisions based on clarity, not guesswork.

What the assessment helps you do

The assessment looks at **how you think, what you enjoy, what you value and how ready you are**. It then turns your answers into career directions and a 90-day plan. It can help you:

- Understand your career interests and the kinds of work that energise you.
- See your natural strengths and the areas you can develop next.
- Find career clusters and Indian career pathways that fit your profile.
- Weigh your options: a first job, higher studies, a career switch, or growing where you are.
- Spot your skill gaps and get a personalised 90-day roadmap.
- Check how ready you are for resumes, interviews and workplace communication.

> ℹ️ **An honest word before you start**
>
> This is a self-report tool for **career exploration**. It suggests directions worth exploring. It does not pick your "perfect career", diagnose anything, or guarantee a job, admission or success. Your report is most useful when you discuss it with an iGrow career mentor.

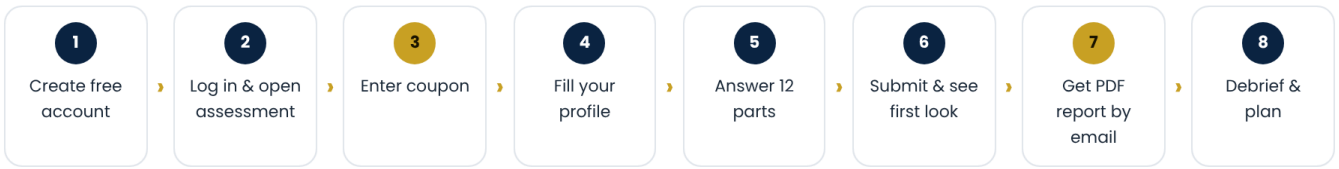

Your journey at a glance: eight steps from a free account to your career plan.

How to use this manual

Every step follows the same pattern: **Step → What to do → Screenshot → What to expect → Next step**. Real screenshots from successmastersacademy.in are marked **Actual website screen**. Where a screen can only be seen while you are taking the assessment, we show an **Illustrative Example** instead. The real screen may look slightly different.

SECTION 2 · GET READY IN FIVE MINUTES

Before You Begin – Quick Preparation Checklist



A little preparation makes the assessment smoother and your report more accurate.

- ☐ **A laptop, desktop or smartphone with stable internet**
  A laptop or desktop is more comfortable for 176 questions.
- ☐ **A working email address you can open right now**
  You need it to verify your account, and your full report (PDF) is emailed there.
- ☐ **Your WhatsApp / mobile number**
  The profile form asks for it. iGrow uses it to arrange your debrief and to link any retake to your first attempt.
- ☐ **Your iGrow coupon code**
  It is in the message iGrow sent you. The assessment cannot start without it.
- ☐ **Basic academic details**
  Your degree or specialisation, your field of study and your current stage (for example, final-year UG or fresh graduate).
- ☐ **A quiet place and about 40 minutes**
  The official page says the assessment takes about 40 minutes. It has 176 questions across 12 parts.
- ☐ **The same device and browser throughout**
  Your progress saves automatically, but only in the browser on the device you started with.

> 💡 **Tip**
> If you are using a shared or college computer, plan to click **Clear my data** after your report arrives in your inbox.

SECTION 3 · START AT THE JOIN FREE PAGE

Step 1 – Create Your Free iGrow Account

You need a free iGrow account first. When we checked the site, visitors who were not logged in were sent from the assessment page to the Join Free page. The account is **free forever, and no card is needed**.

STEP 1.1 Open the Join Free page

Go to successmastersacademy.in/join-free.

✓ Actual website screen

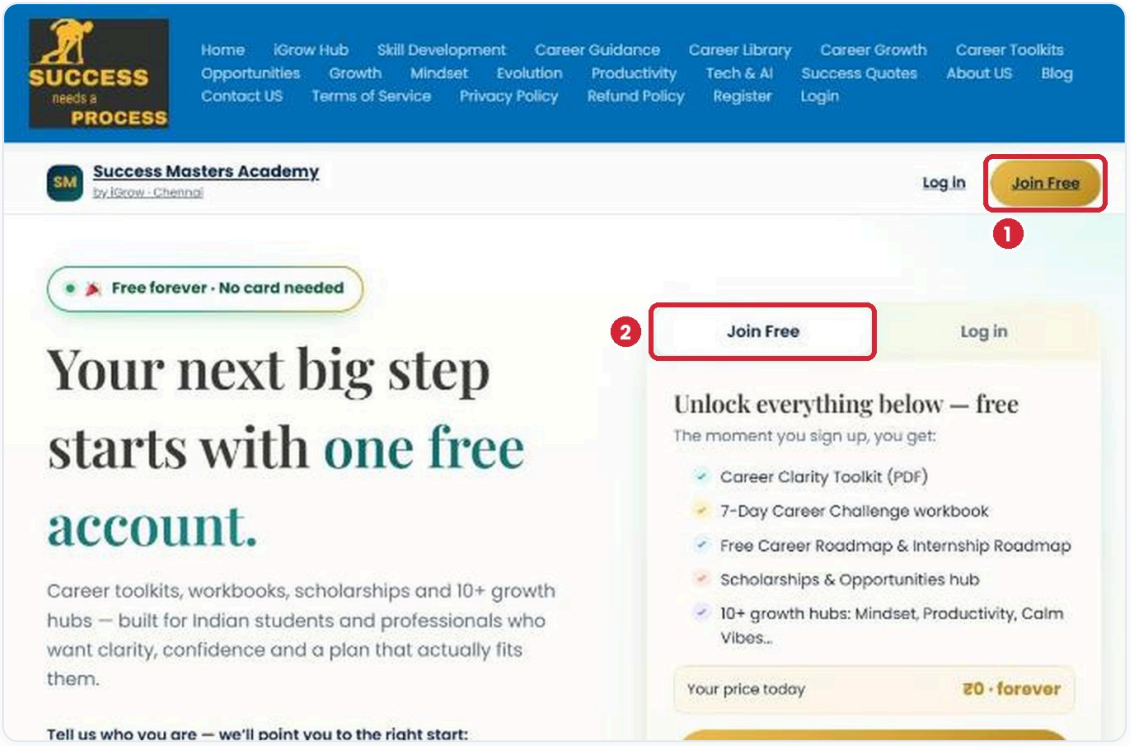

(1) The gold **Join Free** button in the page header. (2) The **Join Free** tab on the sign-up card. Both lead to the registration form.

STEP 1.2 Click "Create My Free Account"

You can pick the option that describes you (**School student / College student / Working professional / Parent**) to see where to start, then click any of these buttons:

✓ Actual website screen

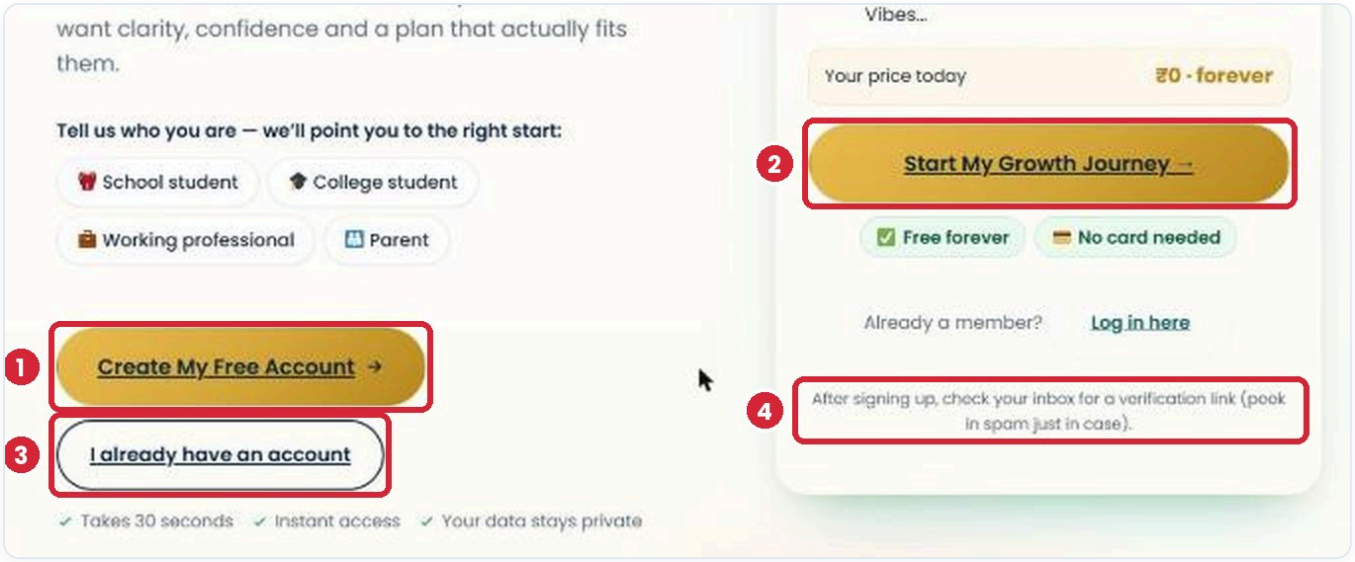

(1) **Create My Free Account**. (2) **Start My Growth Journey →** on the sign-up card. (3) **I already have an account**, if you have registered before. (4) A reminder to check your inbox, and your spam folder, for the verification link.

STEP 1.3 Fill in the Register form

The **Register** page (successmastersacademy.in/register) has these fields. Fields marked * are required.

✓ Actual website screen

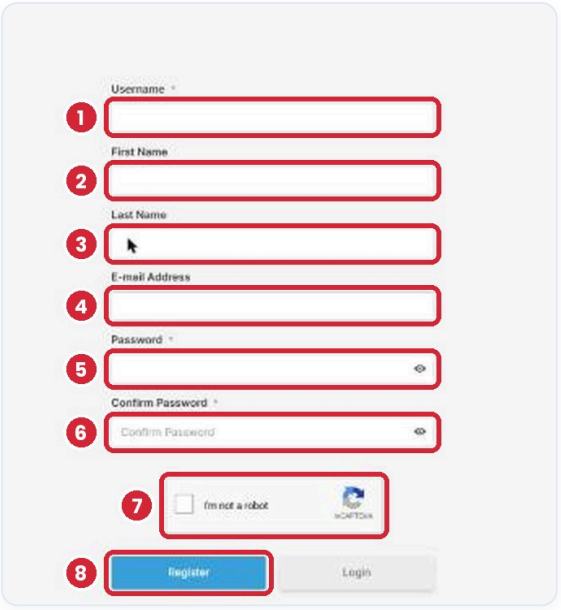

Numbered fields on the Register form.

#	Field	What to enter
1	Username *	A simple username you will remember, for example priya.k2026.
2	First Name	Your first name.
3	Last Name	Your last name.
4	E-mail Address	An email you can open right now. Your verification link is sent here.

#	Field	What to enter
5	Password *	A strong password. Click the eye icon to check what you typed.
6	Confirm Password *	Type the same password again.
7	I'm not a robot	Tick the reCAPTCHA box and complete any picture check it shows.
8	Register	Click to create your account.

> ℹ️ **Terms**
> We did not see a terms checkbox on the Register form when we checked. You can read the site's Terms of Service and Privacy Policy from the main menu.

STEP 1.4 Verify your email address

After you register, open your inbox and click the **verification link** to activate your account. The site says registration takes about 30 seconds and verification takes one click.

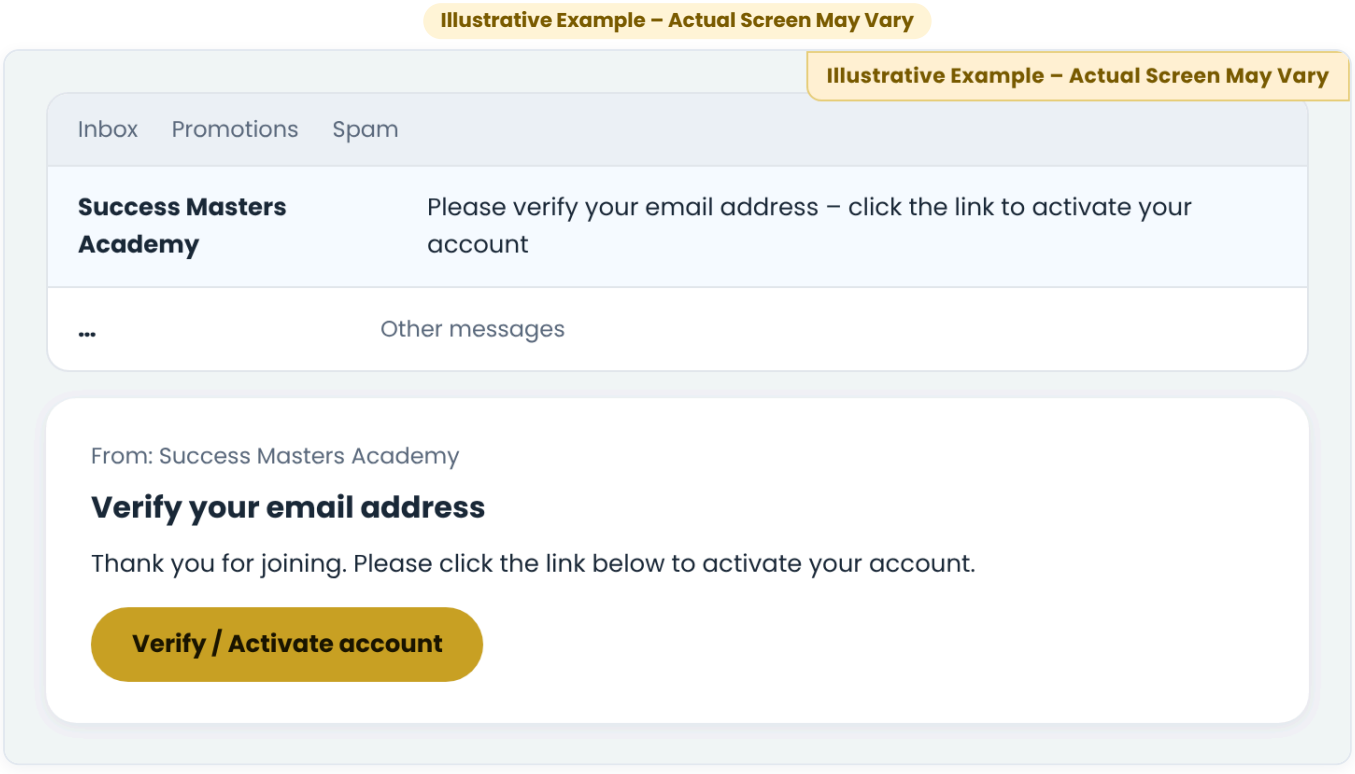

What a verification email typically looks like. The sender name, subject and button text may differ.

> 💡 **Can't find the email?**
> Look in your **Spam** or **Promotions** folder. The site's FAQ also mentions a **Resend Verification** option on the login page.

STEP 1.5 Log in

Go to the **Login** page (successmastersacademy.in/login).

✓ Actual website screen

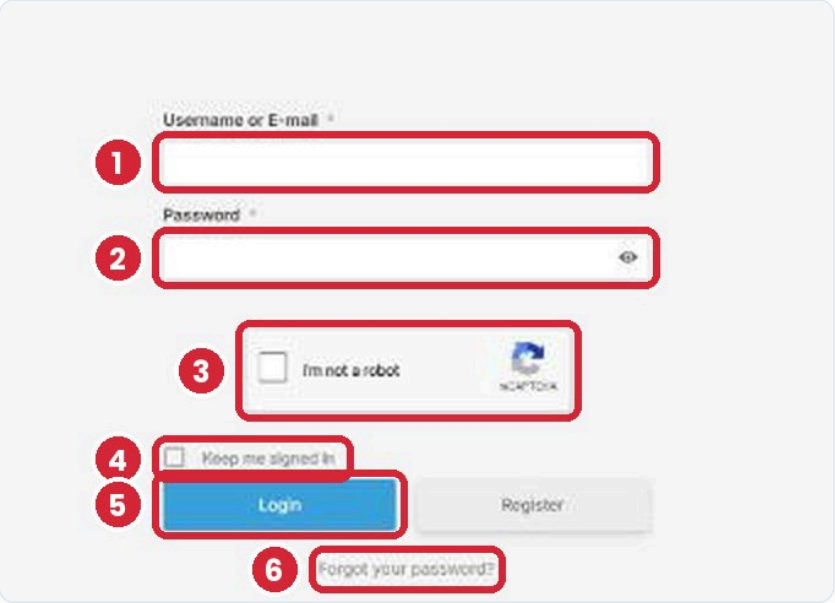

(1) **Username or E-mail**. (2) **Password**. (3) Tick **I'm not a robot**. (4) Optional: **Keep me signed in** (only on your own device). (5) Click **Login**. (6) **Forgot your password?** if you need to reset it.

WHAT TO EXPECT Once you are logged in, the main menu shows **My Account** and **Logout**. You are ready for the assessment.

NEXT STEP → Open the Career Assessment for Graduates page (Step 2).

SECTION 4 · START AT THE ASSESSMENT PAGE

Step 2 – Open the Career Assessment for Graduates

While you are logged in, visit successmastersacademy.in/career-assessment-for-graduates. Take two minutes to read the page. It tells you exactly what to expect.

✓ Actual website screen



(1) **Start the assessment →**, the main button. (2) Key facts: **About 40 minutes · 176 questions · 12 dimensions assessed · Coupon code required · Full report emailed to you**. (3) **Your report includes**: a list of what you will receive.

✓ Actual website screen

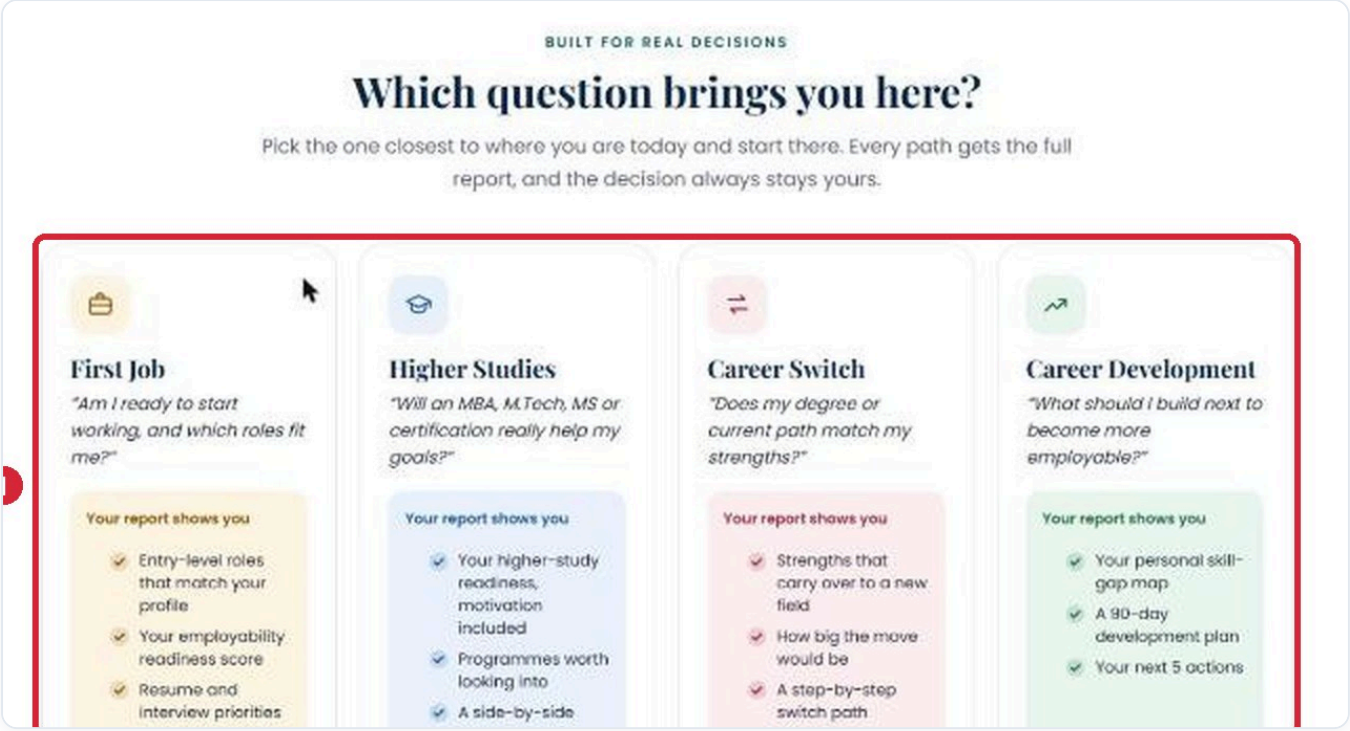

(1) **Which question brings you here?** There are four starting points: First Job, Higher Studies, Career Switch and Career Development. Each one has a **Start with this question** button. Every path gets the same full report.

✓ Actual website screen

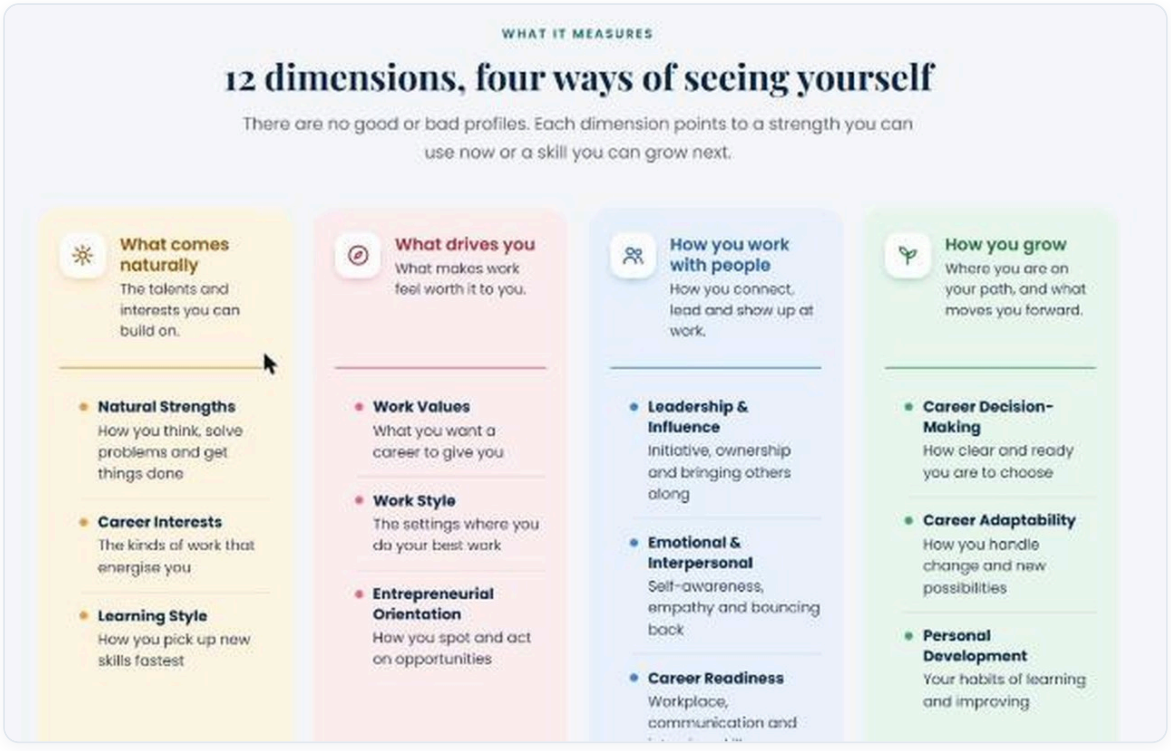

The 12 dimensions the assessment measures, grouped four ways: what comes naturally, what drives you, how you work with people, and how you grow.

✓ Actual website screen

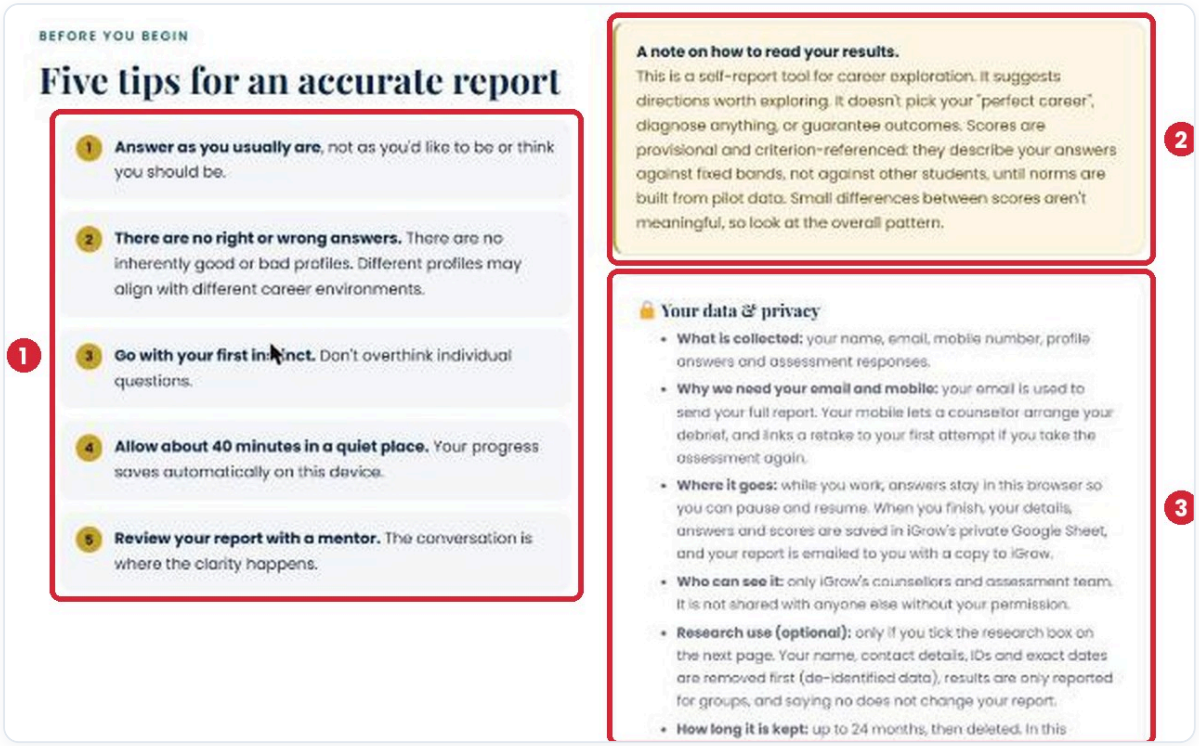

(1) **Five tips for an accurate report**. (2) A note on how to read your results. (3) **Your data & privacy**: what is collected, where it goes, and how long it is kept.

What graduates can expect

- 176 questions in 12 parts, taking about 40 minutes.
- A short "first look" at your results on screen as soon as you finish.
- Your **full report as a PDF, emailed to you**, with a copy sent to iGrow.
- An invitation to book a one-on-one debrief with an iGrow career mentor on WhatsApp.

WHAT TO EXPECT Clicking **Start the assessment →** (or **Start with this question**) opens the coupon screen.

NEXT STEP → Unlock the assessment with your coupon (Step 3).

SECTION 5 · THE MOST IMPORTANT STEP

Step 3 – Unlock Your Career Assessment with Your iGrow Coupon

> ℹ️ **How registration works on this assessment**
>
> There is **no shopping cart, checkout or payment page** for this assessment. You register by entering your coupon code on the assessment page and then filling in a short profile form. The coupon unlocks both the assessment and your emailed report.

STEP 3.1 Find the coupon field

After you click **Start the assessment →**, you see **Before we begin – Enter your coupon code**. The screen explains: "Your coupon unlocks the assessment and your emailed report. You'll find it in the message iGrow sent you."

Illustrative Example – Actual Screen May Vary

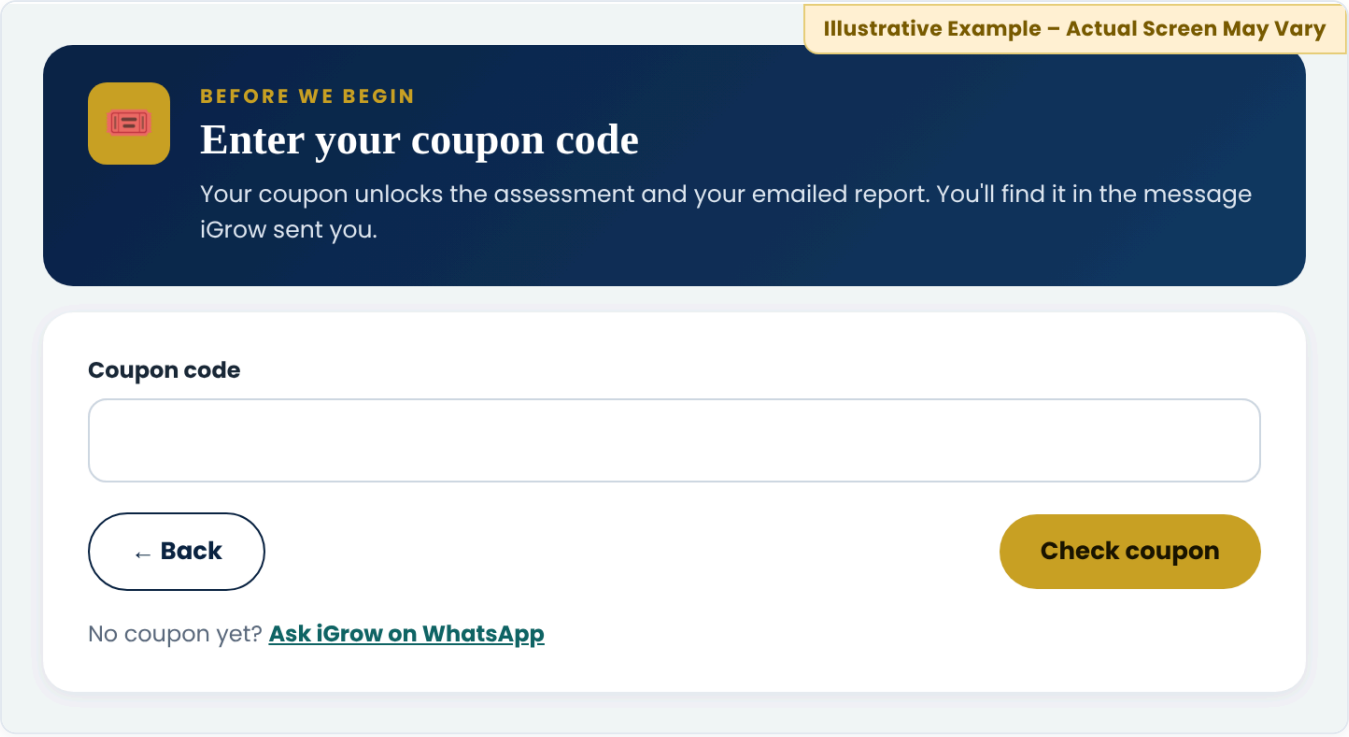

The coupon screen, recreated with the button and field labels used on the site: **Coupon code**, **Check coupon**, **← Back**, and **No coupon yet? Ask iGrow on WhatsApp**.

STEP 3.2 Type your coupon and click "Check coupon"

Coupon Code: **[ENTER YOUR iGROW COUPON CODE]**

- Copy the code from iGrow's message, or type it carefully, **including the hyphens**.
- Check that there are no extra spaces before or after the code.
- Click **Check coupon**. Pressing **Enter** on your keyboard also works.

Illustrative Example – Actual Screen May Vary

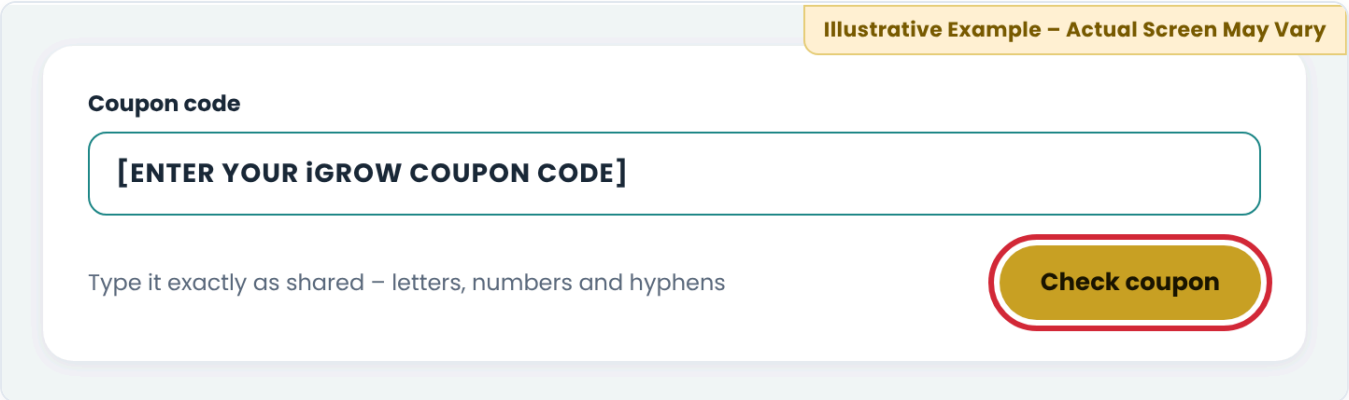

A placeholder coupon entered in the field. Your real code is personal to you, so never share it in public groups.

STEP 3.3 Confirm the coupon was accepted

When the coupon is valid, you move straight to **Tell us a little about you**. The top of that screen shows a small badge: **Coupon … accepted**.

✓ Actual website screen

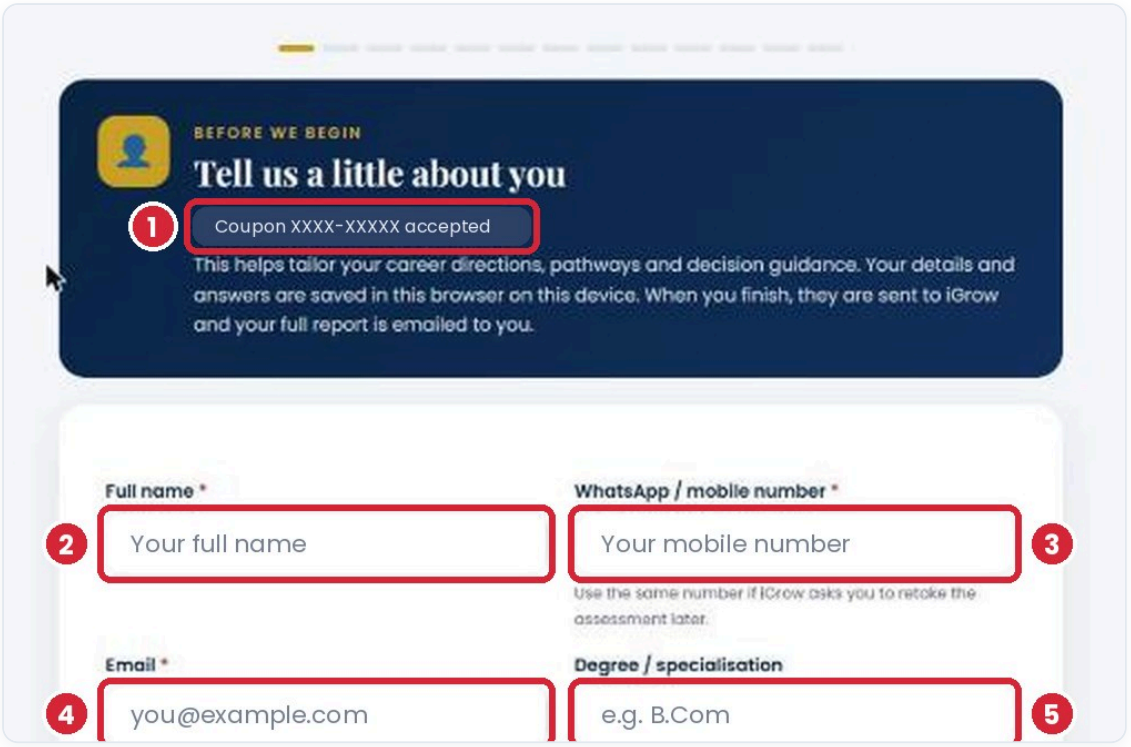

(1) The **Coupon … accepted** badge confirms your coupon worked. The code and personal details in this screenshot have been masked.

> 💡 **Good to know**
>
> Each coupon works for **one report**. Your coupon is only marked as used once your report has been sent successfully. If something fails before that, the site tells you that your coupon has not been used.

Coupon troubleshooting

Illustrative Example – Actual Screen May Vary

Illustrative Example – Messages Paraphrased

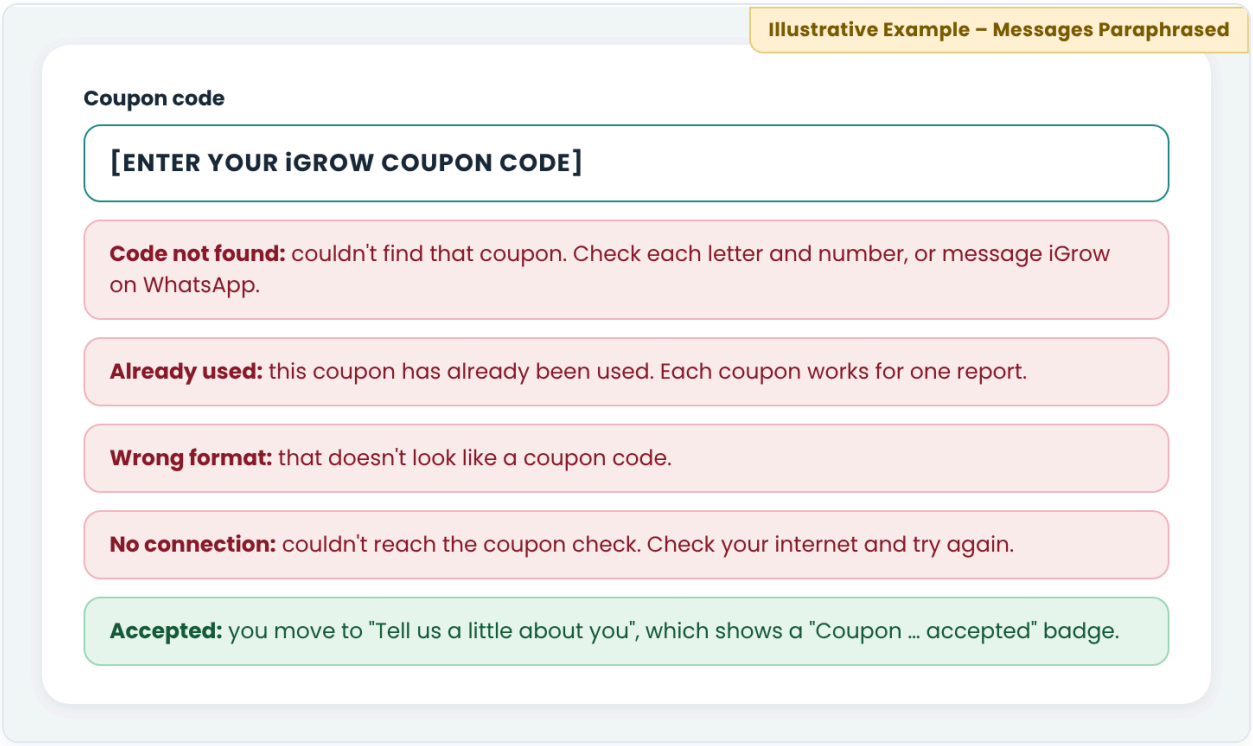

Examples of the messages the coupon check can show. The wording is paraphrased from the site.

Problem	What you see	What to do
Invalid or mistyped coupon	A message saying the coupon could not be found	Check each letter, number and hyphen. Copy-paste it from iGrow's message if you can.
Wrong format	A message saying it doesn't look like a coupon code	Make sure you copied the full code, with its hyphens, and nothing extra.
Coupon already used	"This coupon has already been used. Each coupon works for one report."	Message iGrow on WhatsApp for a new coupon.
Expired or not for this assessment	Not confirmed on the website	Contact iGrow Support for confirmation.
Coupon field not visible	You see the page but no coupon box	Make sure you are logged in, then click **Start the assessment** →. If you see "Continue where I left off", your coupon may already be saved on this device.
No internet / check failed	A message saying the coupon check could not be reached	Check your connection and click **Check coupon** again.
Too many attempts	A message asking you to wait 10 minutes	Wait 10 minutes, then try again.
Discount or payment questions	Not applicable	This assessment uses coupon access. There is no checkout or payment step.

WHAT TO EXPECT Your coupon is accepted and the profile form, **Tell us a little about you** , opens.

NEXT STEP → Complete your profile (Step 4).

SECTION 6 · YOUR PROFILE SHAPES YOUR REPORT

Step 4 – Tell Us a Little About You

This short form helps the assessment tailor your career directions, pathways and decision guidance. Your details and answers are saved in this browser while you work. When you finish, they are sent to iGrow and your full report is emailed to you.

✓ Actual website screen

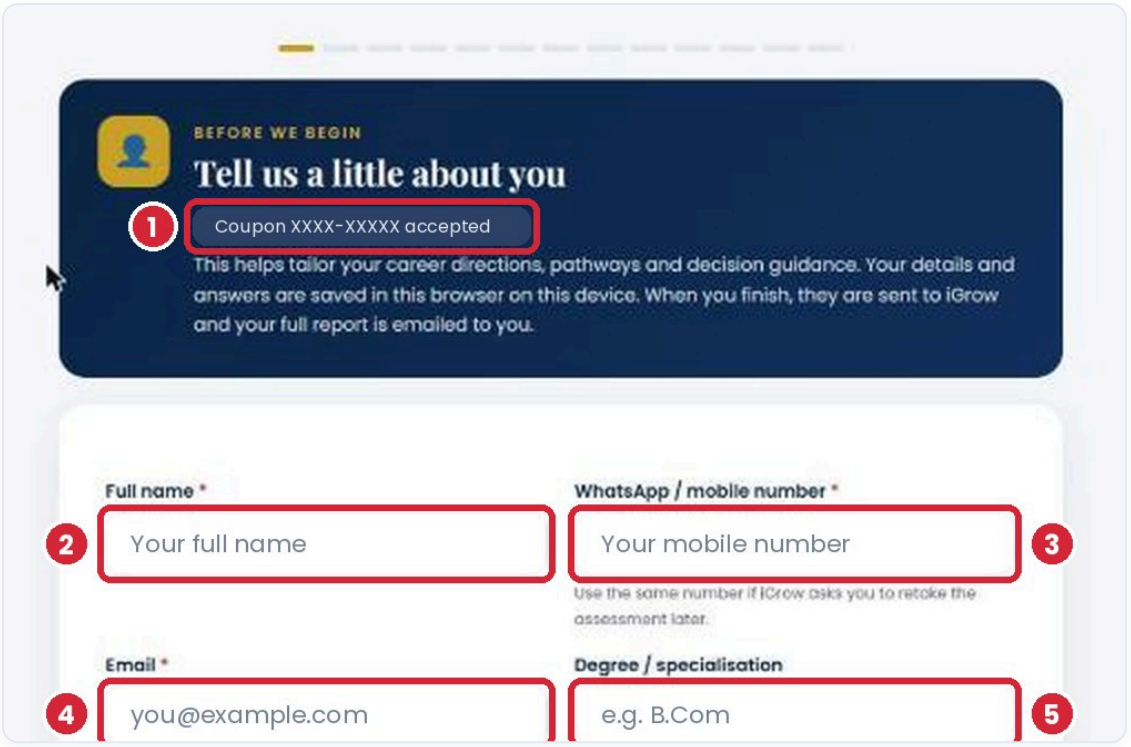

(2) **Full name** * (3) **WhatsApp / mobile number** *. Use the same number if iGrow asks you to retake later. (4) **Email** *. Your full report (PDF) is emailed here. (5) **Degree / specialisation**. Personal details are masked.

✓ Actual website screen

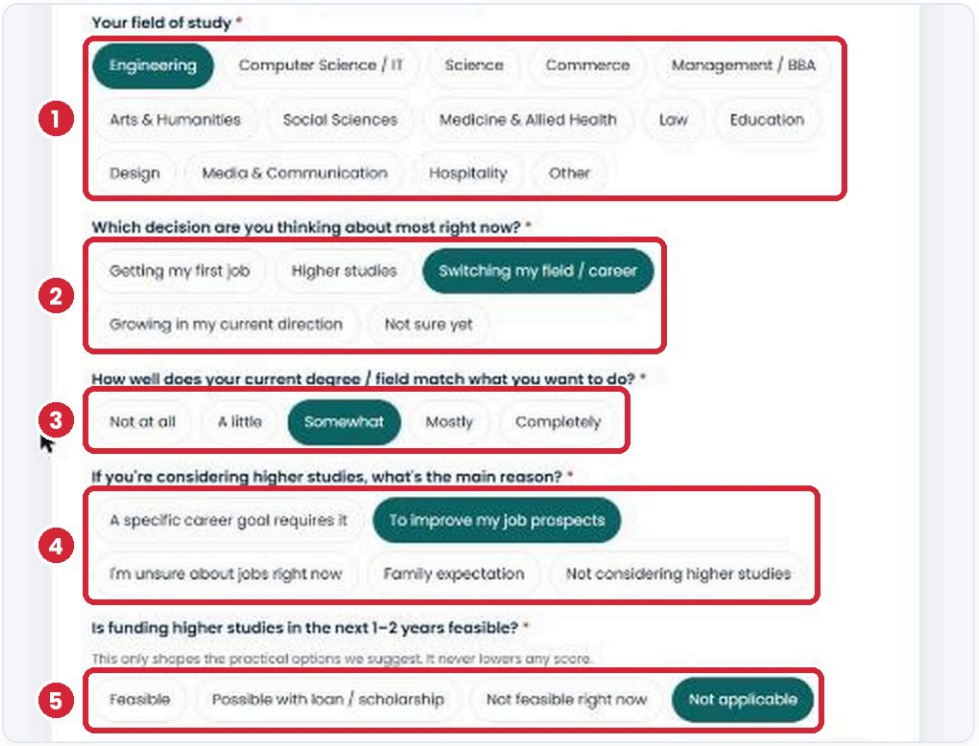

Tap one option for each question: (1) **Your field of study** (2) **Which decision are you thinking about most right now?** (3) **How well does your current degree / field match what you want to do?** (4) **If you're considering higher studies, what's the main reason?** (5) **Is funding higher studies in the next 1–2 years feasible?** The site notes that this last answer only shapes the practical options suggested and never lowers any score.

You will also choose **Where are you right now?**: 1st / 2nd year UG, Pre-final year UG, Final year UG, PG student, Fresh graduate (0–1 yr), Working (1–3 yrs) or Other.

✓ Actual website screen

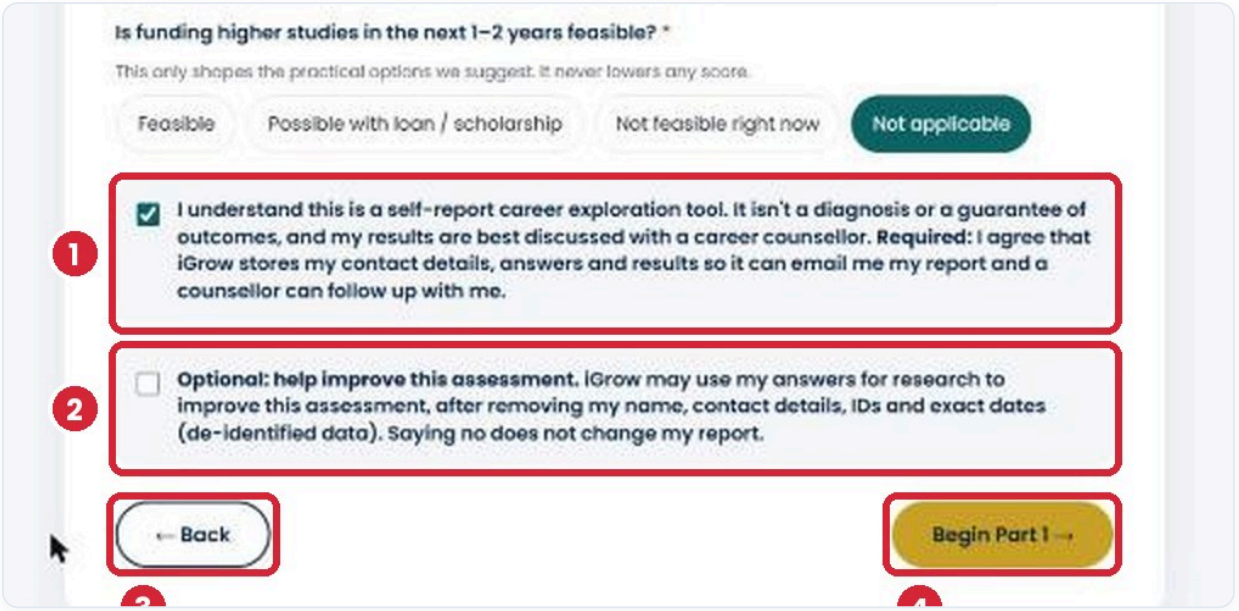

(1) **Required:** confirm that you understand this is a self-report exploration tool, and agree that iGrow may store your details and results so it can email your report and a counsellor can follow up. (2) **Optional:** allow de-identified research use. Saying no does not change your report. (3) ← **Back**. (4) **Begin Part 1** →.

⚠️ Double-check your email

Your report is sent to the email you enter here. A small typo means the report goes to the wrong inbox.

WHAT TO EXPECT If a required field is missing, the site highlights it and asks you to complete it. Otherwise, Part 1 opens.

NEXT STEP → Answer the questions (Step 5).

SECTION 7 · 176 QUESTIONS · 12 PARTS · ABOUT 40 MINUTES

Step 5 – Complete the Career Assessment

"There are no answers you need to choose to impress others. Respond based on your genuine interests, preferences, and experiences."

STEP 5.1 Understand the question screen

✓ Actual website screen

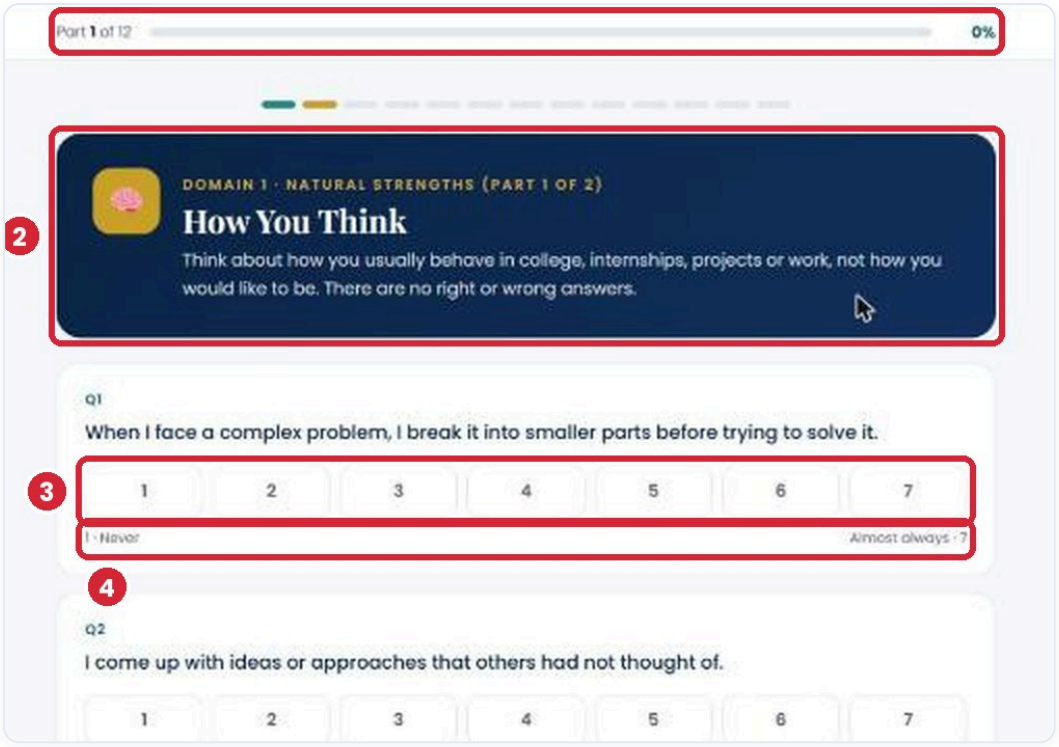

(1) Progress bar: **Part 1 of 12** with your percentage. (2) Part heading and instructions (for example, "How You Think"). (3) The answer scale, **1 to 7**. (4) What the ends of the scale mean, for example **1 · Never** to **Almost always · 7**, or **Strongly disagree** to **Strongly agree**.

STEP 5.2 Select your answer

✓ Actual website screen

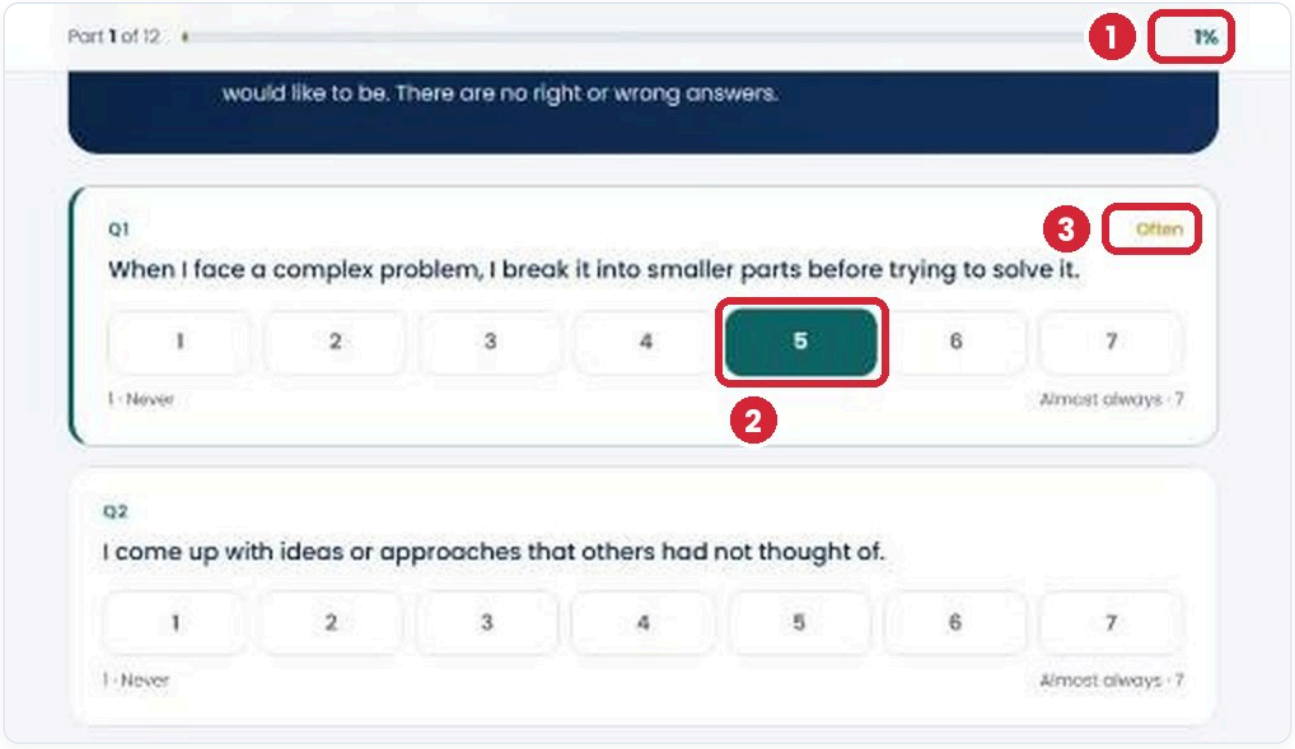

(1) The percentage goes up as you answer. (2) Your chosen number is highlighted. (3) A word appears that describes your choice (for example "Often"). You can tap a different number to change your answer.

- Read each statement carefully and go with your first instinct.
- Answer **as you usually are**, not as you would like to be or think you should be.
- Avoid choosing answers because they seem prestigious or because others expect them.

STEP 5.3 Move between parts

✓ Actual website screen

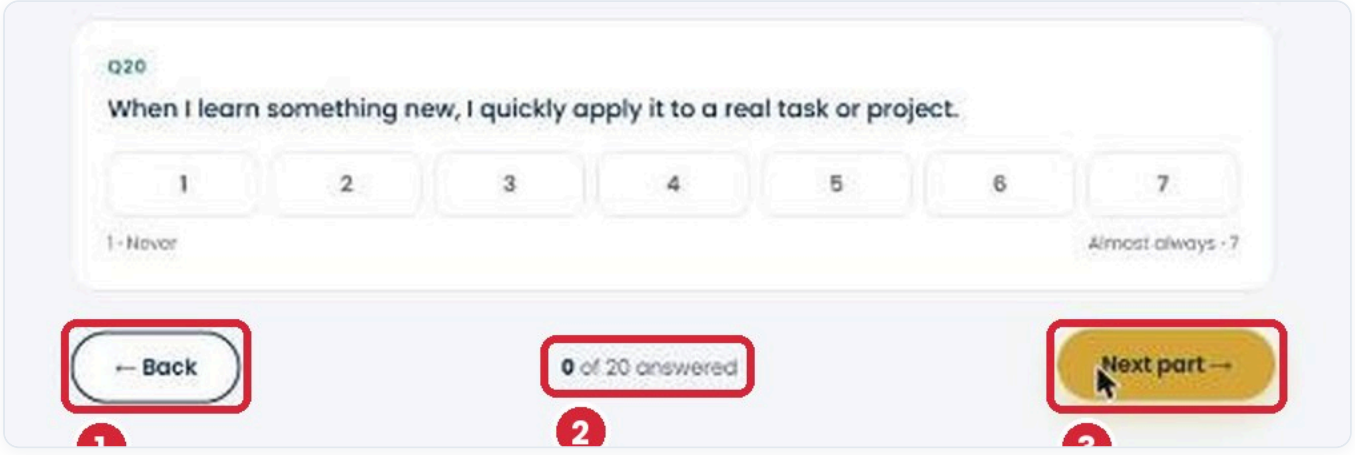

At the bottom of each part: (1) ← **Back** to return to the previous screen. (2) A counter such as **0 of 20 answered**. (3) **Next part** → to continue.

✓ Actual website screen

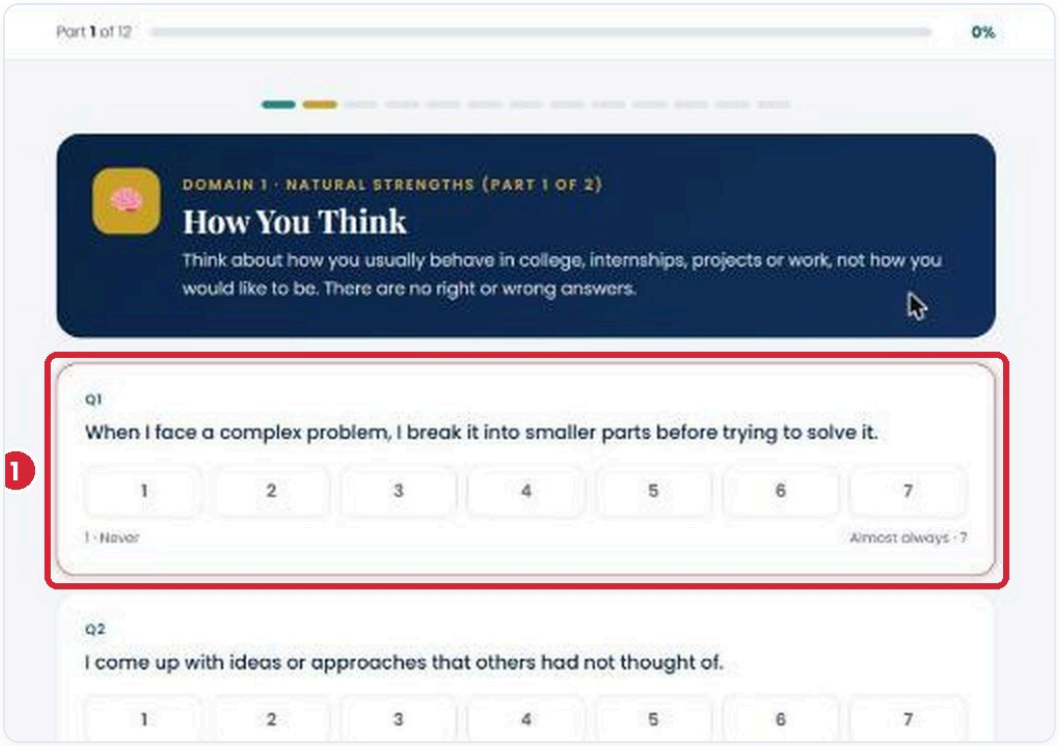

(1) **Every question is required.** If you click **Next part** → with a question left blank, the page takes you back to it and outlines it in red.

STEP 5.4 Pause and resume

Your progress **saves automatically on this device**. If you close the tab, open the assessment page again in the **same browser on the same device**. You will see:

✓ Actual website screen

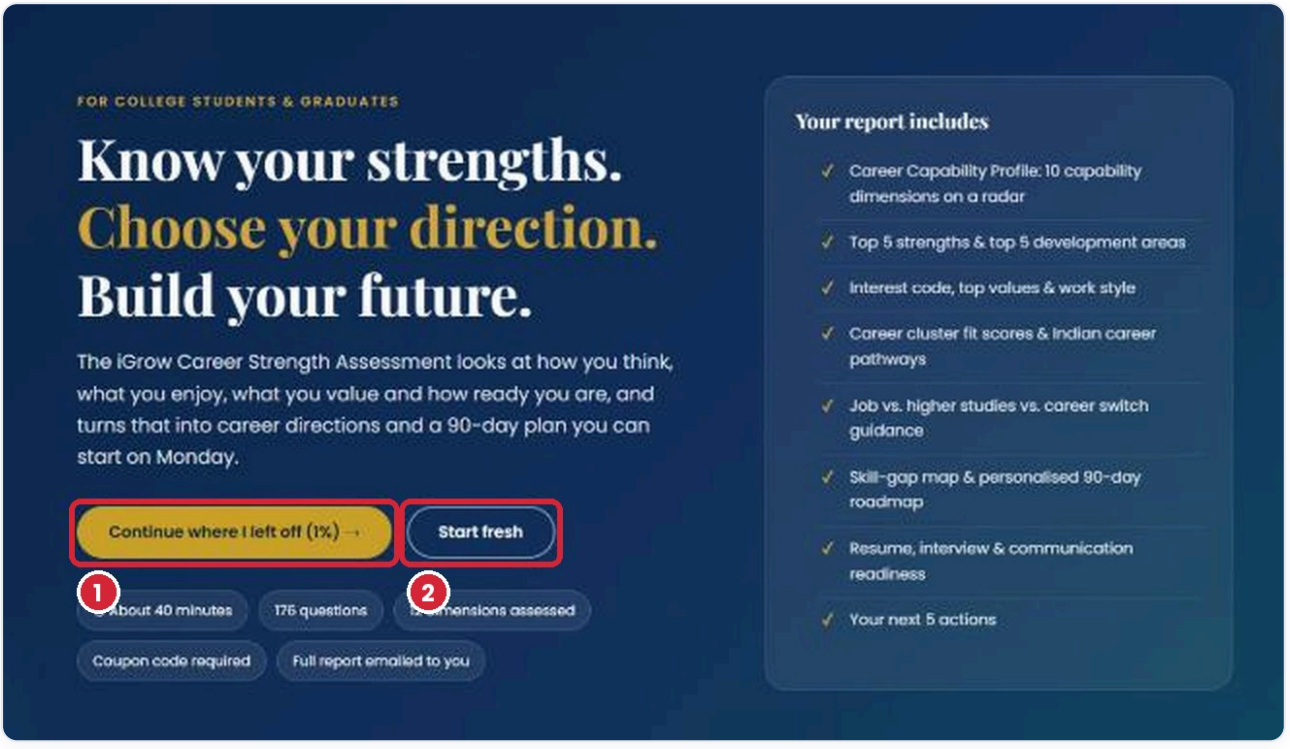

(1) **Continue where I left off (x%)** → takes you back to where you stopped. (2) **Start fresh** begins again from the start, so use it carefully.

ℹ️ Different device?

Your progress cannot follow you to another phone, laptop or browser, because answers are stored in the browser you started in.

STEP 5.5 Submit and finish

After you answer the last part, your answers are sent to iGrow and your report is prepared. Keep the page open and your internet connected until you see the **Assessment complete** screen.

Illustrative Example – Actual Screen May Vary

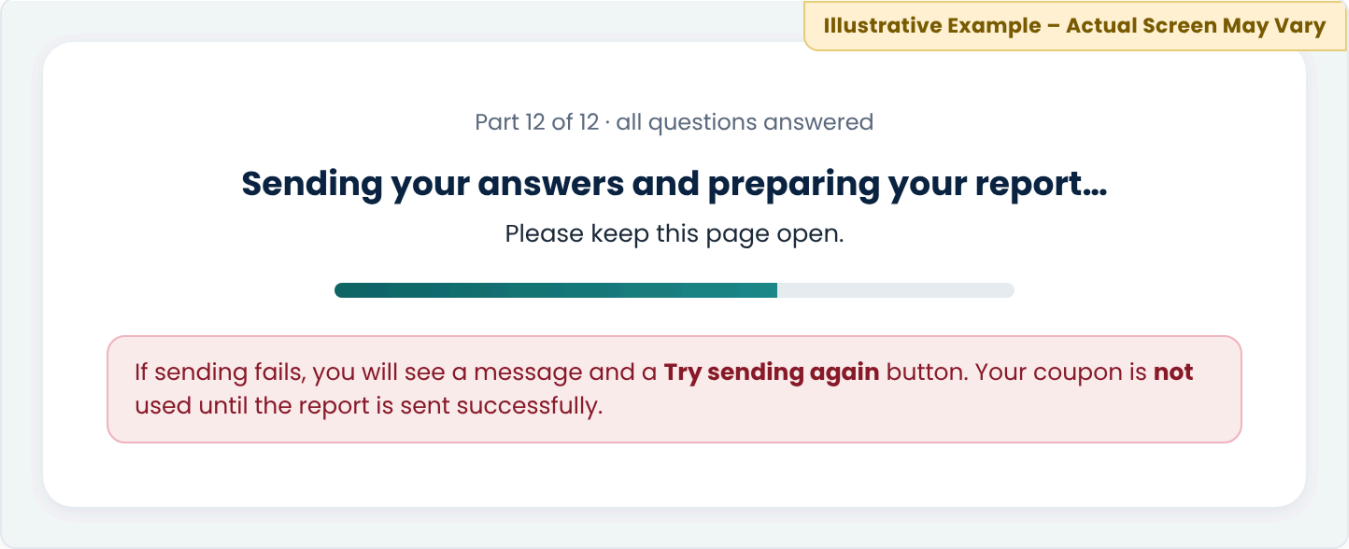

Sending your answers. If sending fails, use **Try sending again**. Your coupon is not used until the report is sent successfully.

ℹ️ Not verified

The exact label of the final submit button could not be checked without completing a live assessment with a real coupon.

WHAT TO EXPECT An **Assessment complete** screen gives you a first look at your results.

NEXT STEP → Access your full report (Step 6).

SECTION 8 · FIRST LOOK ON SCREEN, FULL PDF BY EMAIL

Step 6 – Access Your Career Assessment Report

STEP 6.1 See your first look on screen

As soon as your answers are sent, you see **Assessment complete – Well done, [your name]!** It says: "Here is a first look at your results. Your full report is on its way to your inbox."

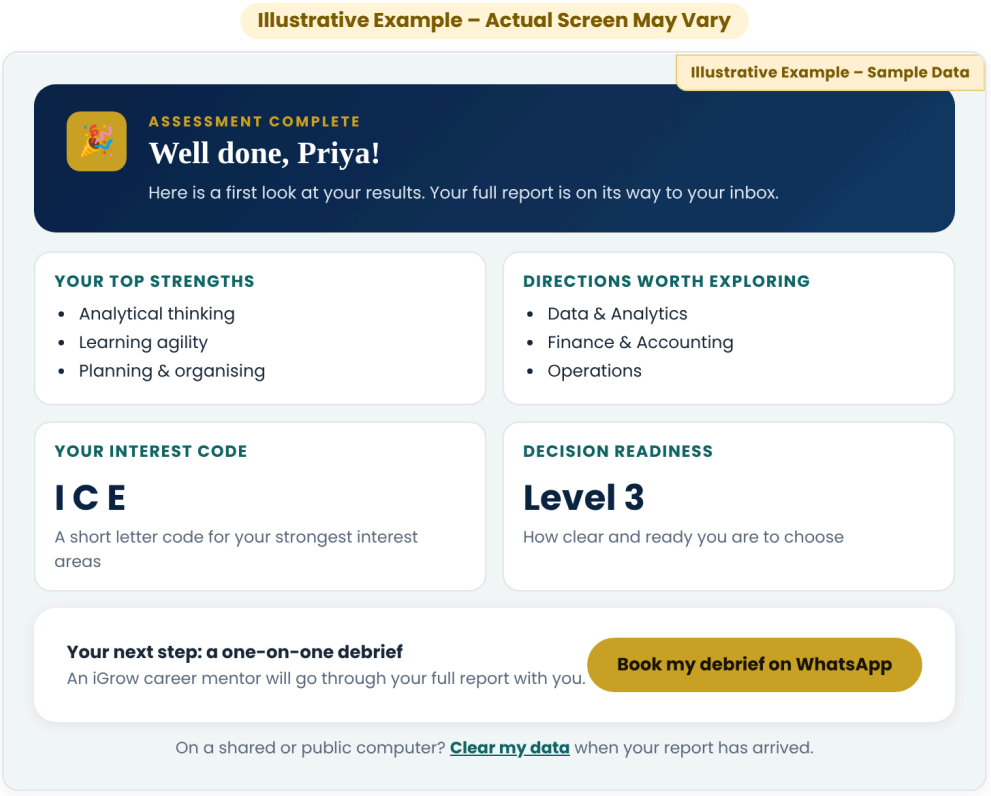

The completion screen shows your **top strengths**, **directions worth exploring**, **your interest code** and **decision readiness** (as a level), plus a **Book my debrief on WhatsApp** button. The sample data shown is invented.

STEP 6.2 Open the email with your PDF report

Your **full report (PDF)** is emailed to the address you gave in your profile, and a copy goes to iGrow. If it is not in your inbox, check Spam and Promotions.

Illustrative Example – Actual Screen May Vary

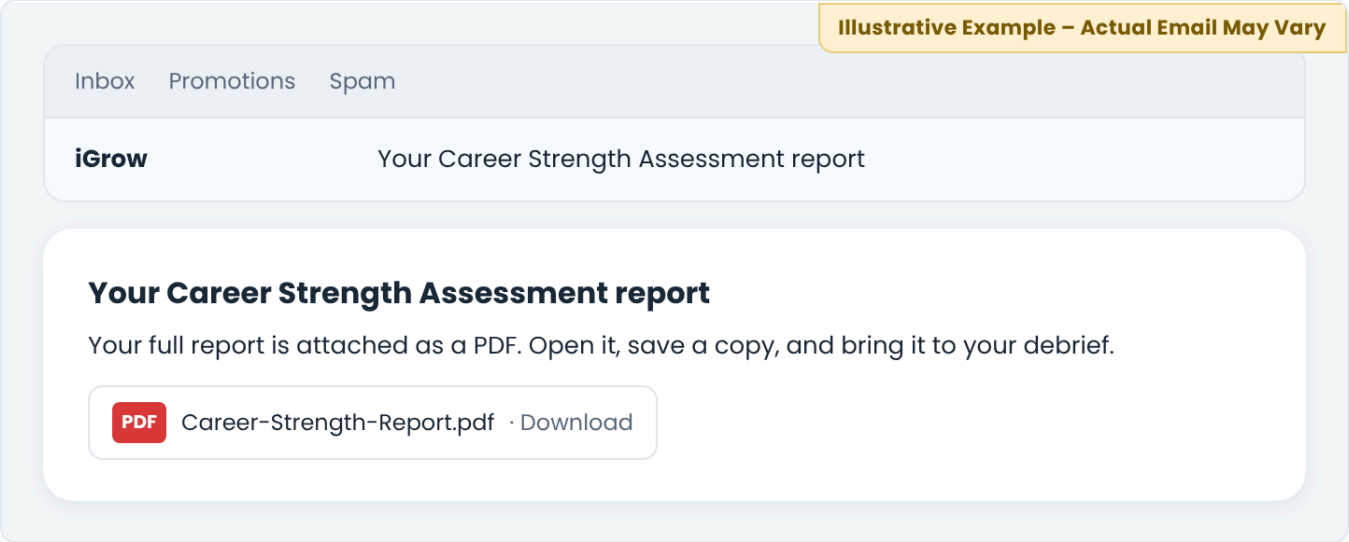

An illustrative report email. The sender name, subject and file name may differ.

- **Open:** click the PDF attachment.
- **Save:** download it to your phone or laptop, and keep a copy in Google Drive or similar.
- **Print:** open the PDF and use your device's Print option if you want a paper copy for your debrief.

STEP 6.3 Keep your report safe and accessible

- Keep the email. The website does not mention a report dashboard you can come back to later.
- If you lose the report or it never arrives, contact iGrow (see Section 13). iGrow keeps results for up to 24 months.
- On a shared computer, click **Clear my data** once the report is in your inbox.

> ℹ️ **Delivery timing**
> The site says the report is "on its way" when you finish. It does not promise a delivery time. If it hasn't arrived after a reasonable wait, contact iGrow Support.

NEXT STEP → Understand what your report is telling you (Step 7).

SECTION 9 · WHAT IT MEANS → WHY IT MATTERS → HOW TO USE IT

Step 7 – Understand Your Career Assessment Results

The official page lists what your report includes. Here is a plain-English guide to each part.

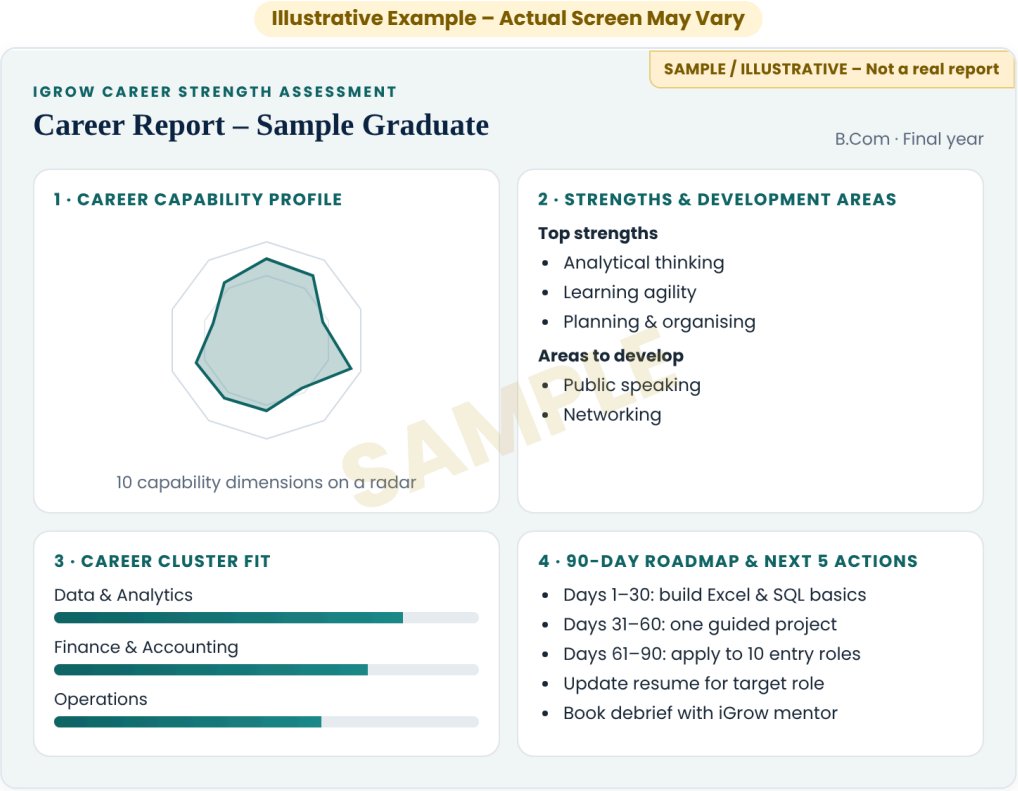

A **Sample / Illustrative** report layout with invented data. Your real report's design and wording will differ.

Report section	What it means	Why it matters	How to use it
Career Capability Profile	10 capability scores shown on a radar chart	Shows your overall shape: where you are strong and where you are still building	Look at the overall pattern. Small differences between scores are not meaningful.
Top 5 strengths & top 5 development areas	What comes most naturally, and what to grow next	Strengths point to roles you can grow fast in. Development areas show what to work on.	Use your strengths in your resume and interviews. Pick one development area for your 30-day plan.
Interest code, top values & work style	A short letter code for your strongest interests, plus what you want from work and where you do your best work	Work that matches your interests and values is easier to sustain	Check that your shortlisted careers match your values, not just your interests.

Report section	What it means	Why it matters	How to use it
Career cluster fit & Indian career pathways	How well your profile fits groups of related careers, with pathways relevant in India	Turns your profile into real options you can research	Shortlist 2–3 clusters and study the entry roles in each.
Job vs. higher studies vs. career switch	Guidance on which route your answers support	Helps you avoid expensive or rushed decisions	Discuss it with your family and mentor alongside your finances and goals.
Skill-gap map & 90-day roadmap	The skills to build, set out as a 90-day plan	Gives you concrete actions instead of vague goals	Put the first 30 days into your calendar this week.
Resume, interview & communication readiness	How prepared you are for hiring processes	Shows what to fix before you apply widely	Act on the top one or two priorities before your next application.
Your next 5 actions	The five most useful things to do next	Builds momentum straight away	Do the first action within 48 hours.

ℹ️ **How to read your scores**

The site describes the scores as provisional and **criterion-referenced**. They compare your answers against fixed bands, not against other students. There are no good or bad profiles. Different profiles suit different career environments.

💡 **Book your debrief**

The site says the conversation with a mentor "is where the clarity happens." Use **Book my debrief on WhatsApp** on the completion screen, or message iGrow.

SECTION 10 · PLAN YOUR NEXT CAREER MOVE

Step 8 – Turn Career Clarity into Career Action

1. **Review your strongest career matches.** Read your report twice, with a day's gap in between.
2. **Shortlist two or three career paths** for further exploration.
3. **Research each path:** job roles, qualifications, salaries, and what the industry expects. Read real job descriptions.
4. **Identify relevant skills, certifications, internships or projects** from your skill-gap map.
5. **Create a realistic 30-day career development plan** and review it every week.



A simple 30-day action plan you can adapt.

Combine your assessment findings with your **academic qualifications, personal interests, financial circumstances, the job market and professional career guidance**. The report informs your decision. The decision is always yours.

SECTION 11 · QUICK ANSWERS

Troubleshooting and Frequently Asked Questions

Q. How do I create an iGrow account?
Go to https://successmastersacademy.in/join-free/ and click **Create My Free Account**. Fill in the Register form, verify your email, then log in. See Step 1.

Q. What if I already have an account?
Click **I already have an account**, or go to the Login page, and sign in with your username or email.

Q. I did not receive a verification email. What should I do?
Check your Spam and Promotions folders. The site's FAQ mentions a **Resend Verification** option on the login page. If you still need help, contact iGrow.

Q. I forgot my password. How can I reset it?
On the Login page, click **Forgot your password?** and follow the instructions sent to your email.

Q. Do I need an account to take the assessment?
Yes. When we checked, visitors who were not logged in were redirected from the assessment page to the Join Free page.

Q. Where can I find my iGrow coupon code?
In the message iGrow sent you. If you have no coupon, use **Ask iGrow on WhatsApp** on the coupon screen.

Q. What should I do if my coupon is invalid?
Re-check every character and hyphen, and remove any spaces. If it still fails, or says it has already been used, message iGrow on WhatsApp. See the coupon troubleshooting table in Step 3.

Q. Is there a payment or checkout step?
No. Access is through your coupon. There is no cart or checkout for this assessment.

Q. What if I accidentally close the assessment?
Reopen the assessment page in the same browser on the same device and click **Continue where I left off**.

Q. Can I complete the assessment on my mobile phone?
It runs in a web browser. A laptop is more comfortable for 176 questions. Mobile layout was not separately tested for this manual, so contact iGrow Support for confirmation if you are unsure.

Q. Can I change my answers?
Yes, before you submit. Tap a different number, or use ← **Back** to return to an earlier part.

Q. Can I take the assessment again?
Each coupon works for one report. The site mentions retakes arranged by iGrow and asks you to use the same mobile number so your attempts are linked. Contact iGrow Support for confirmation.

Q. How long does it take?
About 40 minutes for 176 questions across 12 parts, according to the official page.

Q. How do I access my report?
You get a first look on screen when you finish, and your full PDF report is emailed to the address in your profile.

Q. My report did not arrive. What should I do?
Check Spam and Promotions, and confirm you typed your email correctly. Then contact iGrow with your name and mobile number.

Q. Who can see my data, and can I delete it?
Only iGrow's counsellors and assessment team. Data is kept for up to 24 months. To have it deleted, email igrow@successmastersacademy.in or WhatsApp +91 99949 42763.

Q. Who should I contact if I need assistance?
See Section 12: email igrow@successmastersacademy.in or WhatsApp +91 99949 42763.

SECTION 12 · IGROW SUPPORT AND ASSISTANCE

Need Help? iGrow Is Here to Guide You.

Official website	https://successmastersacademy.in/
Create a free account	https://successmastersacademy.in/join-free/
Graduate career assessment	https://successmastersacademy.in/career-assessment-for-graduates/
Email	igrow@successmastersacademy.in
WhatsApp	+91 99949 42763

When you write to iGrow, mention your **full name**, the **mobile number you used in the profile**, and a short description of the problem. A screenshot helps too, but never share your password.

> ℹ️ **Response times**
> The website lists priority support with a 24-hour reply for Career Pro members. No response time is published for general assessment queries.



Your Degree Is a Milestone.
Your Career Journey Is Just Beginning.

Every successful career begins with informed choices. Discover your interests, explore your opportunities, develop valuable skills, and take your next step with confidence.

Start Your Career Assessment Today →

https://successmastersacademy.in/career-assessment-for-graduates/

iGrow Success Masters Academy
Empowering a Confident Young India
https://successmastersacademy.in/