iGrow Success Masters Academy
CAREER GUIDANCE · CHENNAI

FOR CLASS 8 & 9 STUDENTS AND PARENTS

Stream Compass Career Assessment User Guide

Your step-by-step journey from registration to career clarity

Discover your strengths | Explore your interests | Shape your future

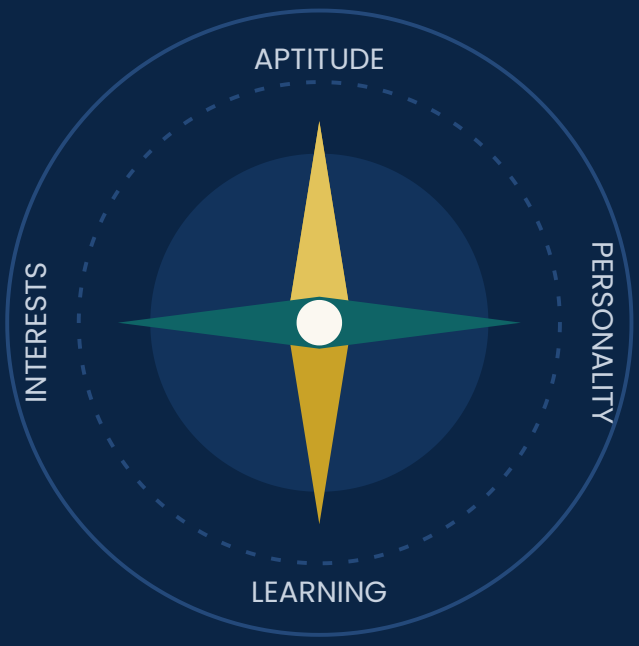

INSIDE THIS GUIDE

Contents

1 Welcome to your career discovery journey 3

2 Your journey at a glance 4

3 Before you begin – checklist 5

4 Choose your plan 6

5 Receive your link and Coupon ID 7

6 Create your free account and log in 8

7 Start the assessment 9

8 How to answer the questions 10

9 Breaks, interruptions and submitting 12

10 Your report and counselling session 13

11 Questions and troubleshooting 14

12 Help and support 16

13 Quick-start checklist 17

About the pictures. Pictures marked REAL SCREEN are taken from our live website. Pictures marked ILLUSTRATION show the idea only, so your screen may look a little different. Codes shown as **IGROW-DEMO-ONLY** are examples and will not work.

SECTION 1

Welcome to your career discovery journey

Hello, and welcome! In Class 10 you will choose a stream and subjects. That is a big step. Stream Compass helps you take it calmly, knowing more about yourself.

What is Stream Compass?

Stream Compass is iGrow's online assessment for Class 8 and 9 students. It is not an exam. There is no pass or fail. It simply helps us understand how you think, what you enjoy and how you like to learn.

What will you discover?

1. Aptitude
What comes easily to you, such as words, numbers, patterns or shapes.

2. Interests
The kinds of activities that make you curious and happy.

3. Personality
How you like to work, decide and get along with people.

4. Learning style
How you understand and remember new ideas best.

Why start in Class 8 or 9?

Starting early gives you time. You can notice your strengths, try out your interests and build skills, so that the Class 10 choice feels like a natural next step instead of a rushed guess.

✓ **Remember:** your results are a guide, not a label. They do not decide your future. They help you, your parents and your counsellor have a better conversation about the options that suit you.

A note for parents

Your support matters most. Help your child find a quiet time to take the assessment, and then let them answer on their own. Please don't help with answers. Honest answers give the most useful report. You will review the results together with our counsellor.

SECTION 2

Your journey at a glance

Here is the whole journey in six steps. You will create one free iGrow account and log in before starting. Our team guides you through every step on WhatsApp.

01 — Parent

Choose a plan

Pick Discover, Clarity or Pathway with our team on WhatsApp.

02 — iGrow

Get your link + Coupon ID

We send the assessment link and a personal Coupon ID on WhatsApp.

03 — Parent + Student

Create account & log in

Sign up free at the Join Free page, verify your email, then log in.

04 — Student

Take the assessment

Open the link, enter your Coupon ID and answer 121 questions in 4 parts, in about 45 minutes.

05 — iGrow

Counsellor reviews

Your answers come to iGrow. Our counsellor studies them and prepares your report.

06 — Parent + Student

Report & counselling

We explain the report and your stream options, as your plan includes.

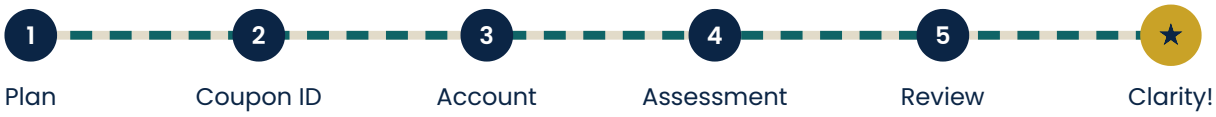

Figure 2.1 – The Stream Compass journey, from choosing a plan to your counselling session.

Bonus: your free iGrow account also unlocks our Career Clarity Toolkit, the 7-Day Career Challenge workbook and 10+ growth hubs. It's free forever, and no card is needed.

SECTION 3

Before you begin – checklist

Tick these off before you start. A little preparation makes the assessment smooth and stress-free.

- [ ] **A laptop or desktop computer** works best. A tablet or smartphone also works, but bigger screens are easier to read.
- [ ] **A stable internet connection**, such as home Wi-Fi or a good mobile hotspot.
- [ ] **The assessment link and your Coupon ID**, both sent to your parent on WhatsApp by iGrow.
- [ ] **An email address you can open** (a parent's email is best) and a password you will remember, for your free iGrow account.
- [ ] **About 45 minutes** of free time. Plan for an hour so you never feel rushed.
- [ ] **A quiet, comfortable place** with the TV off and phone notifications silenced.
- [ ] **A parent or guardian nearby** to help you start, then step back while you answer.

Three golden rules

Be honest
Choose what is true for you, not what sounds impressive.

Be yourself
Answer on your own. Friends and family may see you differently.

Don't overthink
Your first honest answer is usually the best one.

✓ **Tip:** take the assessment at a time when you feel fresh, for example on a weekend morning. Avoid late nights or right after a long school day.

STEP 1 · FOR PARENTS

Choose your plan

Every plan includes the full Stream Compass assessment. The plans differ in how much counselling support you receive after it.

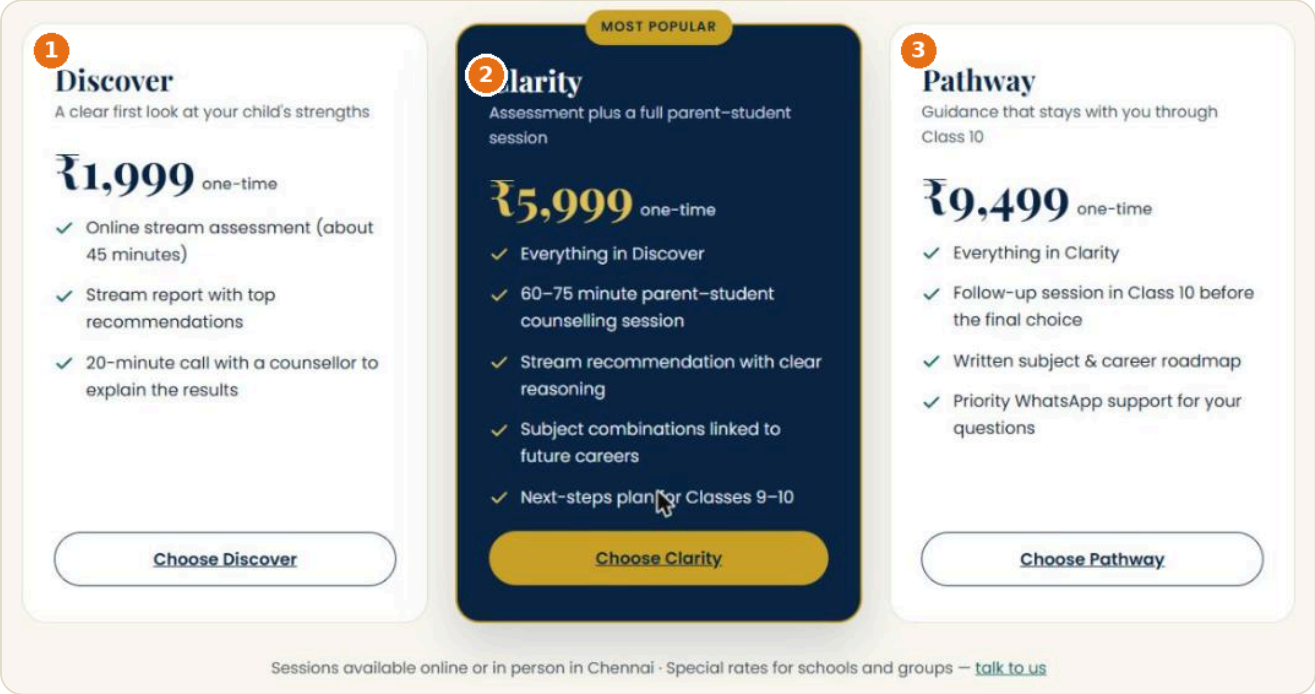

Figure 4.1 REAL SCREEN – The three plans on our Class 8 & 9 page.

1. **Discover – ₹1,999.** Assessment, stream report and a 20-minute call to explain the results.
2. **Clarity – ₹5,999.** Everything in Discover plus a 60–75 minute parent–student session and a next-steps plan.
3. **Pathway – ₹9,499.** Everything in Clarity plus a Class 10 follow-up session, a written roadmap and priority WhatsApp support.

How to choose and confirm

1. Open successmastersacademy.in/career-counselling-for-class-8-and-9 and scroll to **Plans & pricing**.
2. Tap **Choose Discover**, **Choose Clarity** or **Choose Pathway**. WhatsApp opens with a ready message to our team.
3. Our team confirms the plan and shares the payment details with you.

Not sure which plan? Just message us. We will suggest the right one in a quick call, with no pressure.

STEP 2 · FOR PARENTS

Receive your link and Coupon ID

Once your plan is confirmed, iGrow sends two things on WhatsApp: the **assessment link** and your child's personal **Coupon ID**.

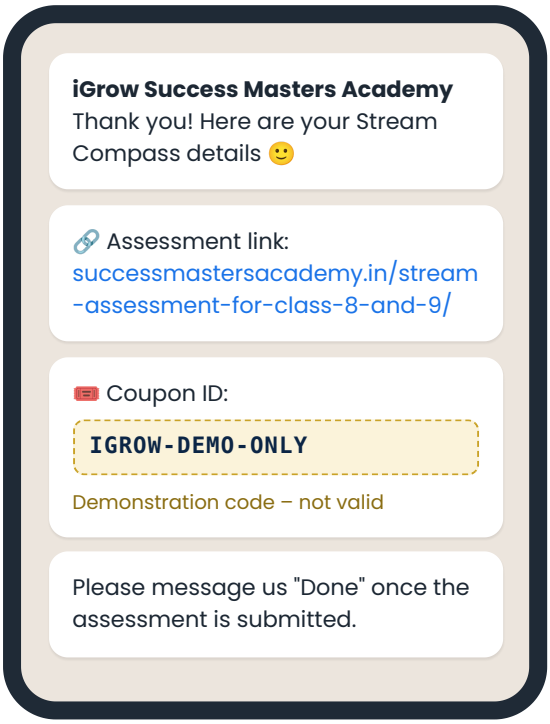

Figure 5.1 ILLUSTRATION – What our WhatsApp message looks like.

1. **Look for our message** from iGrow (+91 99949 42763) on WhatsApp.
2. **Save the Coupon ID.** Take a screenshot or note it down.
3. **Check the student's name** we have noted. Tell us if it needs correcting.
4. **Share the link and code with your child** when they are ready to begin.

What is a Coupon ID?

It is a personal access code issued by iGrow. It links the answers to your child so our counsellor knows whose report to prepare. Each Coupon ID is for **one student**.

! **Keep it private.** Don't post the Coupon ID in groups or share it with others. Someone else using it could mix up your child's results.

✓ **Tip:** when typing the code, check for look-alike characters such as **0** (zero) and **O** (letter), or **1** and **I**. Copy-pasting from WhatsApp avoids mistakes.

STEP 3 · PARENT + STUDENT

Create your free account and log in

Before the assessment, create one free iGrow account and log in. It takes about 30 seconds. No payment or card is needed.

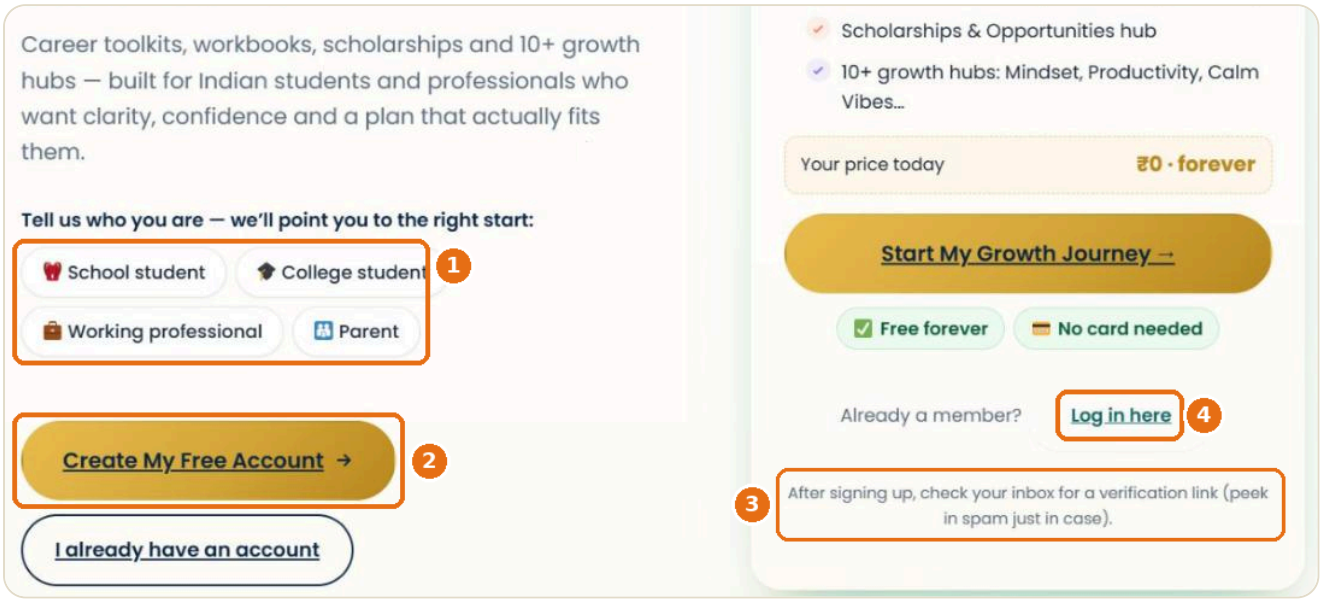

Figure 6.1 REAL SCREEN – The Join Free page at successmastersacademy.in/join-free/

Create your account

1. **Open** successmastersacademy.in/join-free/
2. **Tell us who you are** 1 by choosing **School student** or **Parent**.
3. **Click Create My Free Account** 2 and fill in the short form with your name and email. Then submit it.
4. **Verify your email** 3 by opening the verification link we email you. If it isn't in your inbox, check the Spam or Promotions folder.

Log in

5. **Click Log in** at the top of the page, or **Log in here** 4. You can also go straight to successmastersacademy.in/login/
6. **Enter your email and password**, then log in. Stay logged in on this device while you take the assessment.

✓ **Parents:** we suggest creating the account with your email, so the verification link and any updates reach you. Please help with this step together with your child.

STEP 4 · FOR STUDENTS

Start the assessment

Ready? Open the link, enter your details and the Coupon ID, and begin.

1. **Make sure you are logged in** to your iGrow account (Step 3), then **open the assessment link** on the same device. On a laptop you can type it into Chrome or Edge: successmastersacademy.in/stream-assessment-for-class-8-and-9/
2. **Check the page title.** It should say **Stream Compass** and **Class 8 – 9 · Stream & Subject Selection**.
3. **Enter your details** exactly as the screen asks. Use your correct name so your report is labelled properly.
4. **Enter your Coupon ID** carefully, or paste it from WhatsApp.
5. **Read the instructions** on screen, then press the button to begin.

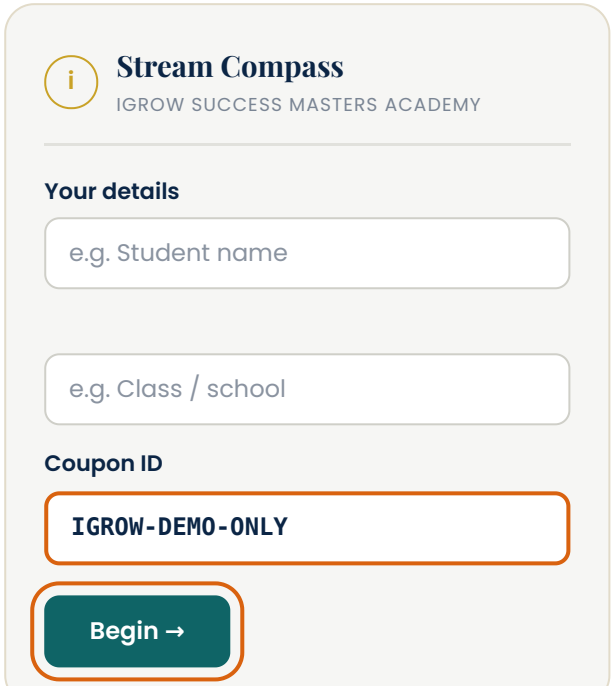

Figure 7.1 ILLUSTRATION – The idea of the start screen. Follow the exact fields and button names shown on your screen.

✓ **Parents:** this is a good moment to help. Once the first question appears, you can let your child continue alone.

If the Coupon ID is not accepted

What you see	What to do
Code shown as invalid	Check for typing mistakes and extra spaces. Try copy-pasting it from WhatsApp.
Code already used	Don't create a new attempt. WhatsApp us and we will check it for you.
No place to enter the code	Make sure you opened the exact link we sent, then refresh the page.

STEP 5 · FOR STUDENTS

How to answer the questions

Stream Compass has **121 questions** in **4 parts**. This is what the question screen looks like.

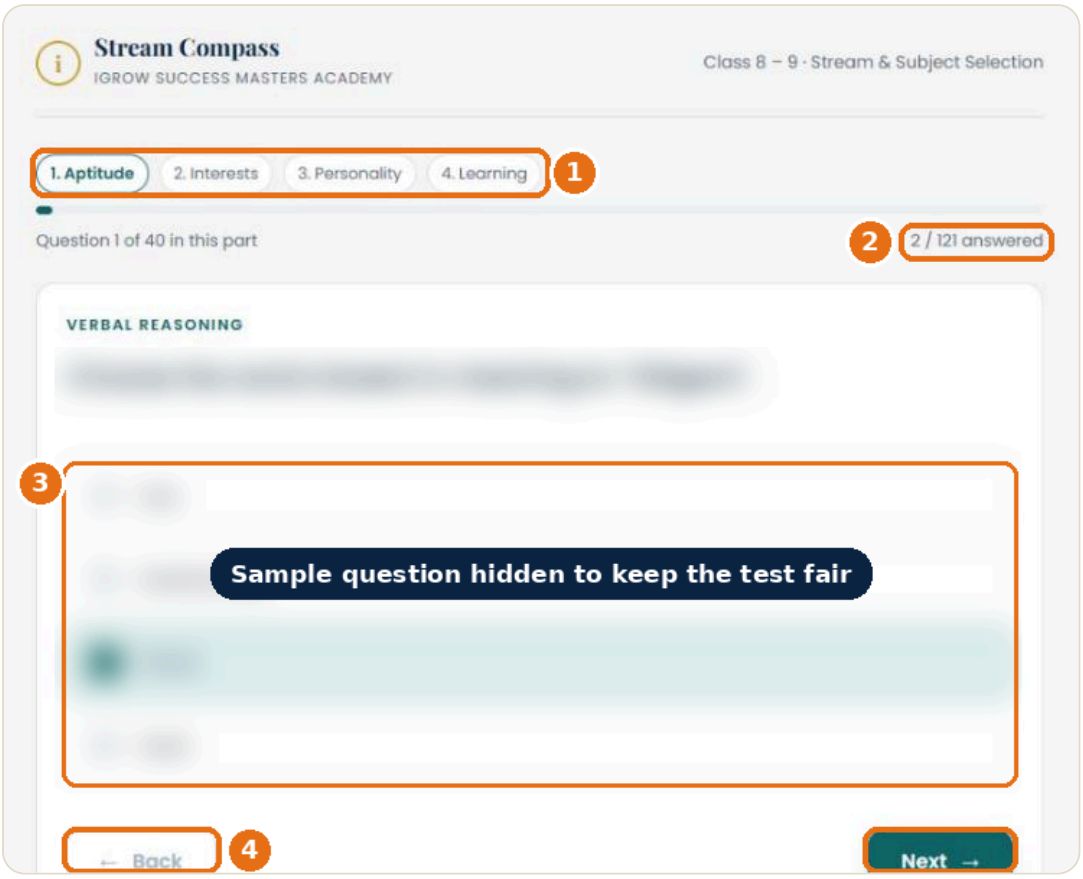

Figure 8.1 REAL SCREEN – The Stream Compass question screen. The question is blurred to keep the assessment fair.

1. **The four parts:** Aptitude, Interests, Personality and Learning. The part you are in is highlighted.
2. **Your progress:** how many of the 121 questions you have answered so far.
3. **Answer choices:** click or tap one option. Your choice turns green.
4. **Back and Next:** Next takes you forward. Back lets you return and change an answer.

Keyboard shortcut: on a laptop, press number keys **1–4** to pick an answer and **Enter** for Next. The screen shows this tip too.

Part 1 · Aptitude

Puzzles with words, numbers and patterns, with 40 questions in this part. Each has a best answer. If you are unsure, make your best guess and move on.

Parts 2–4 · About you

Interests, personality and learning style. Here there are **no right or wrong answers**. Just pick what is most true for you.

STEP 5 · CONTINUED

Practice: the kinds of questions you'll see

These are **made-up examples**, not real assessment questions. They show the style of each part so nothing feels new on the day.

APTITUDE · NUMBERS

What comes next? 3, 6, 12, 24, …

- A 30
- B 36
- C 48
- D 50

Each number doubles, so the answer is 48. Aptitude questions have one best answer.

INTERESTS

How much would you enjoy designing a poster for a school event?

- 1 Not at all
- 2 A little
- 3 Quite a lot
- 4 Very much

Think about what you really enjoy, not what you are good at or what others expect.

PERSONALITY

"I like to plan my work before I start."

- 1 Not like me
- 2 A little like me
- 3 Mostly like me
- 4 Very much like me

Every answer is fine. Describe how you usually are, not how you wish you were.

LEARNING STYLE

When learning something new, I understand best when I…

- A see a diagram or video
- B hear someone explain it
- C read about it
- D try it with my hands

Pick the one that helps you most often.

Smart answering tips

Read fully
Read every option before you choose.

Keep moving
Don't spend too long on one puzzle.

Stay true
There's no "best" personality. Honest answers make the report useful.

STEP 6 · FOR STUDENTS

Breaks, interruptions and submitting

If you need a break, or the internet drops

Stream Compass remembers your answers **on the same device and browser**. If you get interrupted, open the same link again on the same device and you can carry on from where you stopped.

! **To keep your progress safe:** finish on the same device and browser you started on. Don't use private or incognito mode, and don't clear your browsing history until you have submitted.

✓ **Best practice:** try to complete all four parts in one sitting. A short water break between parts is perfectly fine.

Finishing and submitting

1. **Answer every question** in all four parts. Check that the progress counter shows **121 / 121 answered**.
2. **Follow the final on-screen step** to submit your answers.
3. **Wait for the confirmation message** on screen before closing the page.
4. **Tell us you're done.** Your parent can WhatsApp us "Done" so we can begin reviewing.

! **Please don't close the browser** or switch off the internet while submitting. Give it a few seconds to finish.

What happens next?

1	2	3
Answers reach iGrow securely, linked to your Coupon ID	**Counsellor reviews** and prepares your report	**We contact you** to schedule your session

i **One attempt per Coupon ID.** Please take the assessment only once. If something went wrong, message us instead of starting again.

STEP 7 · PARENTS + STUDENTS

Your report and counselling session

You won't be left to decode scores alone. An iGrow career counsellor studies the results and explains the report to you in plain language.

What the report covers

- Strengths from the aptitude part
- Main interest areas
- Personality and working style
- How you learn best
- Recommended stream, with reasons
- Subject options and career areas to explore

Your session depends on your plan

Plan	Counselling you receive
Discover	A 20-minute call with a counsellor to explain the results
Clarity	A 60–75 minute parent–student session, stream and subject guidance, and a next-steps plan for Classes 9–10
Pathway	Everything in Clarity, plus a follow-up session in Class 10, a written subject and career roadmap, and priority WhatsApp support

Sessions are available online or in person at our Chennai centre.

Parents can...

- listen first, then share your view
- talk about practical factors such as schools, budget and location
- keep the focus on your child's fit, not just marks

Students can ask...

- "Why does this stream suit me?"
- "Which subjects should I focus on now?"
- "What careers can I explore this year?"

✓ **Keep an open mind.** Results support your choices. They don't make them for you. School performance, ambitions and family circumstances all matter too.

SECTION 11

Frequently asked questions

Question	Answer
Do I need to create an account on the website?	Yes. Create a free account at successmastersacademy.in/join-free/, verify your email and log in before you start. You will also need the assessment link and your Coupon ID.
Is the account free? Whose email should we use?	Yes, it is free forever and no card is needed. A parent's email is best.
Do I pay on the website?	No. Our team shares the payment details for your plan on WhatsApp.
How long does the assessment take?	About 45 minutes for 121 questions. Keep an hour free so there's no rush.
Is it a test I can fail?	No. There is no pass or fail. Only the aptitude part has right answers.
I didn't get the verification email.	Check the Spam or Promotions folder and wait a few minutes. If it still hasn't arrived, WhatsApp us.
Can I use a phone?	Yes, but a laptop or desktop is more comfortable for reading the questions.
Can parents help with answers?	Please don't. Parents can help the student start, but the answers should be the student's own.
Can I go back and change an answer?	Yes. Use the **Back** button to return to earlier questions.
What if I have to stop midway?	Open the same link later on the same device and browser to continue.
Can my brother or sister use the same Coupon ID?	No. Each Coupon ID is for one student. Ask us for another one.
Can I take the assessment again?	Each Coupon ID allows one attempt. Contact us if there was a problem.
How do I get my report?	Our counsellor explains and shares your report as part of your plan's counselling session or call.
Do both parents need to attend?	At least one parent should join. When both can come, the talk at home afterwards is easier.
Is my child's information private?	Yes. Results are used only by iGrow for your child's guidance.

SECTION 11 · CONTINUED

Troubleshooting

Most problems are quick to fix. Find your problem below.

Problem	Possible cause	What you can do
No verification email	Email went to Spam or Promotions, or the email address was mistyped	Check those folders and wait a few minutes. If it's still missing, WhatsApp us with the email you used.
Can't log in	Email not verified yet, or wrong password	Open the verification link first. Use the password-reset option on the login page if you forgot your password.
Page doesn't open	Weak internet or a mistyped link	Check your connection and tap the link in our WhatsApp message directly.
Coupon ID not accepted	Typing mistake, extra space or look-alike characters	Copy-paste the code from WhatsApp. Check 0 and O, and 1 and I.
Coupon ID already used	The code was used earlier or by someone else	WhatsApp us. Please don't start a new attempt.
No place to enter the code	A different page is open	Use the exact link we sent and refresh the page.
Screen looks too small	Using a phone	Turn the phone sideways or switch to a laptop before starting.
Answer won't select	Page still loading	Wait a moment, then click or tap the option again.
Progress seems lost	Different device or browser, private mode, or history was cleared	Go back to the device and browser you started on. If it's still missing, contact us.
Not sure if submitted	Page was closed early	Open the link again on the same device to check, or WhatsApp us and we will confirm.
Haven't heard back	Review is in progress	Message us with the student's name and we will update you.

✓ **When you message us,** include the **student's name** and a **screenshot** of what you see. That helps us fix it faster. Never send passwords or OTPs.

SECTION 12

Help and support

We're happy to help at every step. Reach us the way that suits you.

WHATSAPP (FASTEST)

+91 99949 42763

wa.me/919994942763

PHONE

+91 99949 42763

Call us during working hours

EMAIL

igrow@successmastersacademy.in

WEBSITE

successmastersacademy.in

Useful links

Stream Compass assessment	successmastersacademy.in/stream-assessment-for-class-8-and-9/
Class 8 & 9 plans and FAQs	successmastersacademy.in/career-counselling-for-class-8-and-9/
Create your free account	successmastersacademy.in/join-free/
Log in	successmastersacademy.in/login/

! **Stay safe online.** iGrow will never ask for your passwords, OTPs or bank PINs. Never share them with anyone. Share your Coupon ID only with the student taking the assessment.

YOUR CAREER COACH

Dinesh Kumar J, Founder & Chief Growth Mentor, iGrow Success Masters Academy. Dinesh is an International Certified Career Coach (ICCC) and Master Trainer (IATD). He spent 18 years in the IT industry before turning to mentoring, and now helps families make the stream choice with clarity, early.

SECTION 13

Quick-start checklist

The whole journey on one page. Keep it handy!

1. **Choose your plan**
   Discover, Clarity or Pathway, on WhatsApp with iGrow
2. **Receive link + Coupon ID**
   Sent to the parent's WhatsApp
3. **Create your free account**
   successmastersacademy.in/join-free/
4. **Verify your email**
   Click the link we email you (check Spam too)
5. **Log in, then open the link**
   Check that the page says "Stream Compass"
6. **Enter details + Coupon ID**
   Copy-paste the code to avoid mistakes
7. **Answer all 4 parts**
   About 45 minutes. Be honest, be yourself
8. **Submit at 121 / 121**
   Wait for the confirmation before closing
9. **WhatsApp us "Done"**
   Our counsellor starts your review
10. **Attend your session**
    Discuss your report and next steps together

Need help? We're one message away.

WhatsApp / Call +91 99949 42763 · igrow@successmastersacademy.in

successmastersacademy.in

Discover your strengths. Explore your interests. Shape your future.